

Appendices

CONTENTS

- A. Operational statistics
- B. Project approvals under voluntary contributions
- C. Technical assistance to least developed countries (LDCs)
- D. Programmable funds
- E. Programme for Country Partnership (PCP)
- F. Appointments of Individual Service Agreements (ISA) holders
- G. Agreements and other Arrangements concluded by UNIDO in 2018
- H. Country promotion presentations/seminars organized by Investment and Technology Promotion Offices (ITPOs) in 2018
- I. Field representation
- J. Overview of UNIDO workforce
- K. Staff development
- L. Industrial statistics
- M. List of technical cooperation activities

This document has been produced without formal United Nations editing. The designations employed and the presentation of the material in this document do not imply the expression of any opinion whatsoever on the part of the Secretariat of the United Nations Industrial Development Organization (UNIDO) concerning the legal status of any country, territory, city or area or of its authorities, or concerning the delimitation of its frontiers or boundaries, or its economic system or degree of development. Designations such as “developed”, “industrialized” or “developing” are intended for statistical convenience and do not necessarily express a judgment about the stage reached by a particular country or area in the development process. Mention of firm names or commercial products does not constitute an endorsement by UNIDO.

APPENDIX A
OPERATIONAL STATISTICS
List of tables

- 1A. Expenditure, 2015 to 2018
- 1B. Expenditure by donor on technical cooperation activities in 2018
- 2. Technical cooperation activities: Value of net project approvals and expenditure, 2015 to 2018
- 3A. Technical cooperation activities: Net project/grant approvals in 2017 and 2018 by major donor
- 3B. Technical cooperation activities: Value of net project approvals in 2018 by major donor and geographical area
- 4. Expenditure on technical cooperation activities in 2017 and 2018 by major donor and project component
- 5. Expenditure on technical cooperation activities in 2018 by thematic and geographical areas
- 6. Expenditure on technical cooperation activities by geographical area, 2015 to 2018
- 7. Expenditure on technical cooperation activities in 2018 by geographical area
- 8. Regular and operational budget expenditure in 2018 by programme and object of expenditure

Table 1A
Expenditure, 2015 to 2018

	2015	2016	2017	2018
	(In thousands of US dollars)			
Technical cooperation activities ^a				
Member States ^b	52,611	58,858	68,669	62,894
Global Environment Facility (GEF)	52,418	49,261	55,386	59,152
Montreal Protocol (MLF)	29,413	27,902	28,460	26,773
European Union (EU)	22,525	25,861	33,986	19,635
Other countries ^c	3,386	3,231	4,806	7,447
RPTC and SRA ^d	7,328	4,980	5,986	5,618
United Nations agencies ^e	7,452	6,836	6,073	5,178
Other donors, IFIs and private sector ^f	2,352	2,124	2,420	2,967
Total technical cooperation activities	177,485	179,053	205,786	189,664
	(In thousands of euros)			
Budgetary activities (Headquarters and field)				
Regular budget (excluding technical cooperation)	69,141	57,380	62,609	54,768
Programme support costs	14,142	15,266	16,364	16,462
Total budgetary activities (Headquarters and field)	83,283	72,646	78,973	71,230

^a Includes \$0.4 million expenditure of Special Resources for Africa in 2018.

^b Current Member States. Includes Industrial Development Fund (IDF) and trust funds, including third party, self-financed, thematic and partnership trust funds for China, Peru, the Russian Federation and Spain.

^c Includes former Member States, Industrial Development Fund residuals and trust funds, including third party and self-financed.

^d Regular Programme of Technical Cooperation and Special Resources for Africa.

^e Combines all United Nations agencies, including funding from other donors, such as GEF and EU as pass-through agreements.

^f Includes non-governmental, international financial institutions, and private sector entities.

Table 1B
Expenditure on technical cooperation activities^a in 2018 by donor
(in thousands of US dollars)

<i>Member States^b</i>	
Austria	3,254
Bahrain	1,127
Brazil	10
Burkina Faso	632
Burundi	77
China	2,683
Colombia	437
Czechia	6
Democratic Republic of the Congo	652
Egypt	(44)
Ethiopia	4
Finland	818
Gabon	(1)
Germany	2,190
Guatemala	(4)
Guinea	(258)
Hungary	(9)
India	1,291
Indonesia	63
Iran (Islamic Republic of)	435
Italy	7,379
Japan	10,117
Kazakhstan	23
Kuwait	11
Luxembourg	107
Morocco	835
Nigeria	1,035
Norway	1,711
Oman	704
Pakistan	463
Poland	(4)
Republic of Korea	3,892
Russian Federation	3,248
Saudi Arabia	77
Senegal	572
Slovenia	263
South Africa	(23)
Spain	309
Sudan	36

<i>Member States^b</i>	
Sweden	3,963
Switzerland	10,721
Thailand	41
Turkey	52
Uruguay	16
Venezuela (Bolivarian Republic of)	144
Zambia	10
International	3,829
	62,894
Global Environment Facility (GEF)	59,152
Montreal Protocol (MLF)	26,773
European Union (EU)	19,635
Other countries^c	
Australia	851
Belgium	(13)
Canada	2,354
France	333
Slovakia	6
United Kingdom of Great Britain and Northern Ireland	(18)
United States of America	3,934
	7,447
RPTC and SRA^d	5,618
United Nations agencies^e	5,178
Other donors, IFIs and private sector^f	2,967
Total	189,664

^a Includes \$0.4 million expenditure of Special Resources for Africa in 2018.

^b Current Member States. Includes Industrial Development Fund and trust funds, including third-party, self-financed, thematic, and partnership trust funds for China, Peru, the Russian Federation and Spain.

^c Includes former Member States, Industrial Development Fund residuals and trust funds, including third party and self-financed.

^d Regular Programme of Technical Cooperation and Special Resources for Africa.

^e Combines all United Nations agencies, including funding from other donors such as GEF and EU as pass-through agreements.

^f Includes non-governmental, international financial institutions, and private sector entities.

Note: Values shown in parentheses reflect decrease after project/grant closure.

Table 2
Technical cooperation activities:^a Value of net project approvals and expenditure, 2015 to 2018
(in millions of US dollars)

	2015	2016	2017	2018	2015	2016	2017	2018	2015	2016	2017	2018	2015	2016	2017	2018
	Total of all major donors				Member States ^b				Global Environmental Facility (GEF)				Montreal Protocol (MLF)			
Residual value of projects brought forward	334.5	361.2	392.9	404.4	88.2	84.3	88.0	79.5	136.1	158.9	189.3	225.0	57.3	59.9	70.3	64.3
Value of project budgets approved in the year (net)	204.2	210.8	217.3	204.2	48.7	62.6	60.1	62.8	75.2	79.7	91.2	57.3	32.0	38.3	22.4	31.5
Total of approved projects under implementation	538.7	572.0	610.2	608.6	136.9	146.9	148.1	142.3	211.3	238.6	280.5	282.3	89.3	98.2	92.7	95.8
Expenditure	177.5	179.1	205.8	189.7	52.6	58.9	68.7	62.9	52.4	49.3	55.4	59.2	29.4	27.9	28.4	26.8
Residual value of projects carried forward	361.2	392.9	404.4	418.9	84.3	88.0	79.4	79.4	158.9	189.3	225.1	223.1	59.9	70.3	64.3	69.0
	European Union (EU)				Other countries ^c				RPTC and SRA ^d				United Nations agencies ^e			
Residual value of projects brought forward	22.3	31.0	22.0	12.4	5.8	5.1	5.6	9.1	11.9	9.10	7.3	5.1	10.4	10.6	8.3	7.5
Value of project budgets approved in the year (net)	31.2	16.9	24.4	34.7	2.7	3.7	8.3	5.7	4.5	3.2	3.8	5.6	7.7	4.5	5.3	3.8
Total of approved projects under implementation	53.5	47.9	46.4	47.1	8.5	8.8	13.9	14.8	16.4	12.3	11.1	10.7	18.1	15.1	13.6	11.3
Expenditure	22.5	25.9	34.0	19.6	3.4	3.2	4.8	7.4	7.3	5.0	6.0	5.6	7.5	6.8	6.1	5.2
Residual value of projects carried forward	31.0	22.0	12.4	27.5	5.1	5.6	9.1	7.4	9.1	7.3	5.1	5.1	10.6	8.3	7.5	6.1
	Others donors, IFIs and private sector ^f															
Residual value of projects brought forward	2.5	2.3	2.1	1.5												
Value of project budgets approved in the year (net)	2.2	1.9	1.8	2.8												
Total of approved projects under implementation	4.7	4.2	3.9	4.3												
Expenditure	2.4	2.1	2.4	3.0												
Residual value of projects carried forward	2.3	2.1	1.5	1.3												

^a Includes \$0.4 million expenditure of Special Resources for Africa in 2018.

^b Current Member States. Includes Industrial Development Fund (IDF) and trust funds, including third-party, self-financed, thematic, and partnership trust funds for China, Peru, the Russian Federation and Spain.

^c Includes former Member States, Industrial Development Fund residuals and trust funds, including third party and self-financed.

^d Regular Programme of Technical Cooperation and Special Resources for Africa.

^e Combines all United Nations agencies, including funding from other donors such as GEF and EU as pass-through agreements. In addition, \$1.4 million net approvals are classified as governmental in the Annual Report.

^f Includes non-governmental, international financial institutions (IFIs) and private sector entities. In addition, \$2.8 million net approval are classified as governmental in the Annual Report.

Table 3A
Technical cooperation activities:^a Net project/grant approvals in 2017 and 2018 by major donor

<i>Major donor</i>	<i>New projects/grants approved</i>			<i>Existing projects/grants revised</i>			<i>Total net value of approvals/revisions (US\$ 000)</i>
	<i>Number of projects/grants</i>	<i>Value of projects/grants (US\$ 000)</i>	<i>Average value of projects/grants (US\$ 000)</i>	<i>Number of projects/grants</i>	<i>Value of revisions (US\$ 000)</i>	<i>Average value of revisions (US\$ 000)</i>	
2017							
Member States ^b	104	41,535	399	602	18,536	31	60,071
Global Environment Facility (GEF)	35	88,396	2,526	262	2,791	11	91,187
Montreal Protocol (MLF)	52	20,605	396	383	1,841	5	22,446
European Union (EU)	3	3,736	1,245	34	20,614	606	24,350
Other countries ^c	7	5,630	804	35	2,691	77	8,321
RPTC and SRA ^d	56	3,937	70	281	(168)	(1)	3,769
United Nations agencies ^e	10	2,517	252	102	2,827	28	5,344
Others donors, IFIs and private sector ^f	5	1,097	219	86	682	8	1,779
TOTAL	272	167,453	616	1,785	49,814	28	217,267
2018							
Member States ^b	120	36,292	302	501	26,543	53	62,835
Global Environment Facility (GEF)	19	37,581	1,978	277	19,745	71	57,326
Montreal Protocol (MLF)	75	33,381	445	257	(1,893)	(7)	31,488
European Union (EU)	8	17,561	2,195	25	17,136	685	34,697
Other countries ^c	3	1,620	540	42	4,068	97	5,688
RPTC and SRA ^d	73	5,107	70	208	420	2	5,527
United Nations agencies ^e	7	3,522	503	88	290	3	3,812
Others donors, IFIs and private sector ^f	11	2,071	188	58	730	13	2,801
TOTAL	316	137,135	434	1,456	67,039	46	204,174

^a Includes \$0.4 million net approvals of Special Resources for Africa in 2018.

^b Current Member States. Includes Industrial Development Fund (IDF) and trust funds, including third-party, self-financed, thematic, and partnership trust funds for China, Peru, the Russian Federation and Spain.

^c Includes former Member States, Industrial Development Fund (IDF) residuals and trust funds, including third party and self-financed.

^d Regular Programme of Technical Cooperation and Special Resources for Africa.

^e Combines all United Nations agencies, including funding from other donors such as GEF and EU as pass-through agreements. In addition, \$1.4 million net approvals are classified as governmental in the Annual Report.

^f Includes non-governmental, international financial institutions and private sector entities. In addition, \$2.8 million net approval are classified as governmental in the Annual Report.

Note: Values shown in parentheses reflect decrease after project/grant closure.

Table 3B
Technical cooperation activities:^a Value of net project approvals in 2018 by major donor and geographical area
(in thousands of US dollars)

<i>Major donor</i>	<i>Africa (excluding African Arab States)^a</i>	<i>African Arab States</i>	<i>Asia and the Pacific (excluding Western Asian Arab States)</i>	<i>Western Asian Arab States</i>	<i>Europe and Central Asia</i>	<i>Latin America and the Caribbean</i>	<i>Global and interregional projects^b</i>	<i>Total</i>
Member States ^b	10,017	8,123	7,100	6,120	3,494	6,744	21,237	62,835
Global Environment Facility (GEF)	1,899	4,513	9,909	(1)	20,436	20,571	(1)	57,326
Montreal Protocol (MLF)	941	1,747	16,036	2,852	36	10,192	(316)	31,488
European Union (EU)	20,396	1,100	1,961	-	14	214	11,012	34,697
Other countries ^c	460	4,285	(22)	-	(3)	-	968	5,688
RPTC and SRA ^d	1,327	44	329	61	111	814	2,841	5,527
United Nations agencies ^e	3,278	73	(565)	(24)	417	(52)	685	3,812
Others donors, IFIs and private sector ^f	315	978	326	20	20	206	936	2,801
TOTAL	38,633	20,863	35,074	9,028	24,525	38,689	37,362	204,174
Total Africa	59,496							
Total Arab States	29,891							

^a Includes \$0.4 million of net approvals of Special Resources for Africa in 2018.

^b Current Member States. Includes Industrial Development Fund (IDF) and trust funds, including third-party, self-financed, thematic, and partnership trust funds for China, Peru, the Russian Federation and Spain.

^c Includes former Member States, Industrial Development Fund (IDF) residuals and trust funds, including third party and self-financed.

^d Regular Programme of Technical Cooperation and Special Resources for Africa.

^e Combines all United Nations agencies, including funding from other donors such as GEF and EU as pass-through agreements. In addition, \$1.4 million net approvals are classified as governmental in the Annual Report.

^f Includes non-governmental, international financial institutions and private sector entities. In addition, \$2.8 million net approval are classified as governmental in the Annual Report.

Note: Values shown in parentheses reflect decrease after project/grant closure.

Table 4
Expenditure on technical cooperation activities^a in 2017 and 2018 by major donor and project component
(in thousands of US dollars)

<i>Major donor</i>	<i>Project personnel</i>	<i>Subcontracts</i>	<i>Fellowships and training</i>	<i>Equipment</i>	<i>Miscellaneous</i>	<i>Total</i>
2017						
Member States ^b	36,388	16,050	7,648	5,989	2,594	68,669
Global Environment Facility (GEF)	12,760	30,829	1,407	9,578	812	55,386
Montreal Protocol (MLF)	3,301	22,316	348	2,310	185	28,460
European Union (EU)	11,167	8,823	2,624	10,415	957	33,986
Other countries ^c	1,765	1,627	567	691	156	4,806
RPTC and SRA ^d	4,242	330	1,236	1	177	5,986
United Nations agencies ^e	2,601	1,534	425	1,337	176	6,073
Other donors, IFIs and private sector ^f	823	980	397	144	76	2,420
TOTAL	73,047	82,489	14,652	30,465	5,133	205,786
2018						
Member States ^b	35,660	12,569	6,539	5,495	2,631	62,894
Global Environment Facility (GEF)	12,472	36,735	1,413	7,647	885	59,152
Montreal Protocol (MLF)	3,788	18,280	497	3,892	316	26,773
European Union (EU)	8,719	6,034	1,945	2,223	714	19,635
Other countries ^c	2,914	2,522	1,078	695	238	7,447
RPTC and SRA ^d	4,378	453	602	49	136	5,618
United Nations agencies ^e	2,629	1,156	432	793	168	5,178
Other donors, IFIs and private sector ^f	1,070	1,011	301	516	69	2,967
TOTAL	71,630	78,760	12,807	21,310	5,157	189,664

^a Includes \$0.4 million expenditure of Special Resources for Africa in 2018.

^b Current Member States. Includes Industrial Development Fund (IDF) and trust funds, including third-party, self-financed, thematic, and partnership trust funds for China, Peru, the Russian Federation and Spain.

^c Includes former Member States, Industrial Development Fund (IDF) residuals and trust funds, including third party and self-financed.

^d Regular Programme of Technical Cooperation and Special Resources for Africa.

^e Combines all United Nations agencies, including funding from other donors such as GEF and EU as pass-through agreements.

^f Includes non-governmental, international financial institutions and private sector entities.

Table 5
Expenditure on technical cooperation activities^a in 2018 by thematic and geographical areas
(in thousands of US dollars)

	<i>Africa (excluding African Arab States)</i>	<i>African Arab States</i>	<i>Asia and the Pacific (excluding Western Asian Arab States)</i>	<i>Western Asian Arab States</i>	<i>Europe and Central Asia</i>	<i>Latin America and the Caribbean</i>	<i>Global and interregional projects</i>	<i>Total</i>
Creating shared prosperity	16,647	8,745	2,369	3,144	1,089	368	1,120	33,482
Advancing economic competitiveness	13,802	2,253	6,249	2,583	1,548	3,020	8,413	37,868
Safeguarding the environment	15,498	4,480	46,136	2,603	13,216	11,825	18,102	111,860
Cross-cutting services ^b	1,210	541	936	783	599	(2,429)	4,814	6,454
TOTAL	47,157	16,019	55,690	9,113	16,452	12,784	32,449	189,664
Total Africa	63,176							
Total Arab States	25,132							

^a Includes \$0.4 million expenditure of Special Resources for Africa in 2018.

^b Includes a negative due to a GEF project transferred to a partner United Nations agency.

Table 6
Expenditure on technical cooperation activities^a by geographical area, 2015 to 2018
(in thousands of US dollars)

<i>Area</i>	<i>2015</i>	<i>2016</i>	<i>2017</i>	<i>2018</i>
Africa (excluding African Arab States)				
Country projects	39,944	41,883	40,209	39,713
Regional projects	7,724	10,204	13,536	7,444
Subtotal	47,668	52,087	53,745	47,157
African Arab States				
Country projects	13,854	13,871	14,527	14,615
Regional projects	1,514	1,616	2,060	1,404
Subtotal	15,368	15,487	16,587	16,019
Asia and the Pacific (excluding Western Asian Arab States)				
Country projects	45,819	43,516	56,967	53,844
Regional projects	1,162	1,456	2,351	1,846
Subtotal	46,981	44,972	59,318	55,690
Western Asian Arab States				
Country projects	11,263	9,734	8,508	6,789
Regional projects	435	1,035	2,144	2,324
Subtotal	11,698	10,769	10,652	9,113
Europe and Central Asia				
Country projects	17,312	15,801	12,323	12,305
Regional projects	1,451	937	982	4,147
Subtotal	18,763	16,738	13,305	16,452
Latin America and the Caribbean				
Country projects	9,205	9,184	12,786	9,880
Regional projects	3,146	2,191	2,521	2,904
Subtotal	12,351	11,375	15,307	12,784
Global and interregional projects	24,656	27,625	36,872	32,449
TOTAL	177,485	179,053	205,786	189,664

^a Includes \$0.4 million expenditure of Special Resources for Africa in 2018.

Table 7
Expenditure on technical cooperation activities^a in 2018 by geographical area
(in thousands of US dollars)

	Africa (excluding African Arab States)		African Arab States		Asia and the Pacific (excluding Western Asian Arab States)		Western Asian Arab States		Europe and Central Asia		Latin America and the Caribbean		Global and interregional projects		Total
	A. By Major donor														
	(\$000)	%	(\$000)	%	(\$000)	%	(\$000)	%	(\$000)	%	(\$000)	%	(\$000)	%	(\$000)
Member States ^b	14,983	31.8	6,062	37.8	8,876	15.9	6,454	70.8	3,626	22.0	5,142	40.2	17,751	54.7	62,894
Global Environment Facility (GEF)	12,854	27.3	1,889	11.8	27,284	49.0	8	0.1	11,145	67.7	4,305	33.7	1,667	5.1	59,152
Montreal Protocol (MLF)	1,288	2.7	2,350	14.7	16,395	29.4	2,588	28.4	981	6.0	3,164	24.8	7	0.0	26,773
European Union (EU)	11,429	24.2	1,208	7.5	1,540	2.8	-	0.0	130	0.8	2	0.0	5,326	16.4	19,635
Other countries ^c	2,501	5.3	2,879	18.0	(13)	0.0	-	0.0	6	0.0	-	0.0	2,074	6.4	7,447
RPTC and SRA ^d	1,558	3.3	113	0.7	584	1.0	41	0.4	93	0.6	165	1.3	3,064	9.5	5,618
United Nations agencies ^e	1,895	4.0	791	5.0	814	1.5	8	0.1	338	2.1		0.0	1,332	4.1	5,178
Others donors, IFIs and private sector ^f	649	1.4	727	4.5	210	0.4	14	0.2	133	0.8	6	0.0	1,228	3.8	2,967
TOTAL	47,157		16,019		55,690		9,113		16,452		12,784		32,449		189,664
Total Africa	63,176														
Total Arab States	25,132														
	B. By project component														
	(\$000)	%	(\$000)	%	(\$000)	%	(\$000)	%	(\$000)	%	(\$000)	%	(\$000)	%	(\$000)
Project personnel	20,297	43.1	6,918	43.2	12,330	22.1	4,014	44.0	5,298	32.2	5,754	45.0	17,019	52.5	71,630
Subcontracts	14,960	31.7	3,311	20.7	37,406	67.2	2,104	23.1	5,140	31.2	4,253	33.3	11,586	35.7	78,760
Fellowships and training	4,023	8.5	2,272	14.2	2,111	3.8	1,181	13.0	536	3.3	612	4.8	2,072	6.4	12,807
Equipment	6,186	13.1	2,855	17.8	3,027	5.4	1,440	15.8	5,113	31.1	1,737	13.6	952	2.9	21,310
Miscellaneous	1,691	3.6	663	4.1	816	1.5	374	4.1	365	2.2	428	3.3	820	2.5	5,157
TOTAL	47,157		16,019		55,690		9,113		16,452		12,784		32,449		189,664

^a Includes \$0.4 million expenditure of Special Resources for Africa in 2018.

^b Current Member States. Includes Industrial Development Fund (IDF) and trust funds, including third-party, self-financed, thematic, and partnership trust funds for China, Peru, the Russian Federation and Spain.

^c Includes former Member States, Industrial Development Fund (IDF) residuals and trust funds, including third party and self-financed.

^d Regular Programme of Technical Cooperation and Special Resources for Africa.

^e Combines all United Nations agencies, including funding from other donors such as GEF and EU as pass-through agreements.

^f Includes non-governmental, international financial institutions and private sector entities.

Note: Values shown in parentheses reflect decrease after project/grant closure.

Table 8
Regular and operational budget expenditure by programme and object of expenditure in 2018
(In thousands of euros)

Programme	1	2	3	4	5	6	7
	Staff costs	Consultants	Meetings	Travel	Regular Programme of TC ^a (RPTC)	Other	Total for 2018
Expenditure							
A POLICYMAKING ORGANS							
A.1 Meetings of the Policymaking Organs	4.3	0.0	0.0	0.0	0.0	770.5	774.9
A.2 Policymaking Organs Secretariat and relations with Member States	838.4	2.5	0.0	13.6	0.0	1.8	856.2
Subtotal	842.8	2.5	0.0	13.6	0.0	772.3	1,631.1
B EXECUTIVE DIRECTION AND STRATEGIC MANAGEMENT							
B.1 Executive Direction and Strategic Management	2,475.0	53.8	0.0	202.8	0.0	301.1	3,032.7
B.2 Evaluation	676.3	0.0	0.0	0.0	0.0	0.0	676.3
B.3 Legal Services	617.0	3.3	0.0	0.0	0.0	0.0	620.3
B.4 Internal Audit and Investigation	812.0	0.0	0.0	15.3	0.0	10.6	837.9
B.5 Ethics and Accountability	42.4	0.0	0.0	0.0	0.0	0.0	42.4
B.6 Audit Advisory Committee	0.0	57.2	0.0	0.0	0.0	0.1	57.3
Subtotal	4,622.8	114.2	0.0	218.1	0.0	311.8	5,266.9
C THEMATIC PRIORITIES							
C.1 Creating shared prosperity	9,159.5	1.4	0.0	17.2	2,004.6	29.0	11,211.8
C.2 Advancing economic competitiveness	7,933.5	5.4	0.0	62.1	809.1	40.5	8,850.4
C.3 Safeguarding the environment	10,507.9	572.7	6.8	748.4	989.1	116.3	12,941.3
C.4 Cross-cutting services	5,793.3	268.2	0.0	154.3	248.2	397.9	6,861.8
C.5 Field operations support	2,197.7	8.7	0.7	81.9	0.0	2,034.2	4,323.3
Subtotal	35,591.9	856.4	7.5	1,063.9	4,051.0	2,617.9	44,188.6
D CORPORATE MANAGEMENT OPERATIONS							
D.1 Human Resource Management and Gender Mainstreaming	2,419.1	20.5	0.0	7.9	0.0	0.0	2,447.4
D.2 Financial Services	3,519.6	0.0	0.0	3.9	0.0	16.8	3,540.4
D.3 Procurement and logistics	2,639.5	1.3	0.0	6.0	0.0	394.8	3,041.7
D.4 Information technology and communication	2,202.7	0.0	0.0	10.2	0.0	1,526.6	3,739.4
D.5 Direction and management	529.4	0.0	0.0	14.8	0.0	0.9	545.1
Subtotal	11,310.2	21.9	0.0	42.8	0.0	1,939.1	13,314.0
F INDIRECT COSTS							
F.1 Contribution to shared services and other indirect costs	3,380.1	0.0	0.0	0.0	0.0	7,500.5	10,880.6
Subtotal	3,380.1	0.0	0.0	0.0	0.0	7,500.5	10,880.6
Total expenditure	55,747.8	995.0	7.5	1,338.4	4,051.0	13,141.6	75,281.3
Income							
C.5 Government contributions to field office costs	0.0	0.0	0.0	0.0	0.0	783.2	783.2
Miscellaneous income	0.0	0.0	0.0	0.0	0.0	(28.4)	(28.4)
Total income	0.0	0.0	0.0	0.0	0.0	754.8	754.8
Net grand total	55,747.8	995.0	7.5	1,338.4	4,051.0	12,386.8	74,526.5
E BUILDINGS MANAGEMENT							
E.1 Common buildings management	6,943.5	65.3	0.0	7.0	0.0	15,416.2	22,432.0
E.2 Joint buildings management	289.3	0.0	0.0	0.0	0.0	625.9	915.2
Total expenditure	7,232.8	65.3	0.0	7.0	0.0	16,042.1	23,347.3

Please note that the total costs of Buildings Management Services are shared between all users, and the above expenditures are fully recovered. UNIDO's net share is included under programme F above.

The report is compiled using data for the year 2018 with the cut-off period 15 in SAP for 2018.

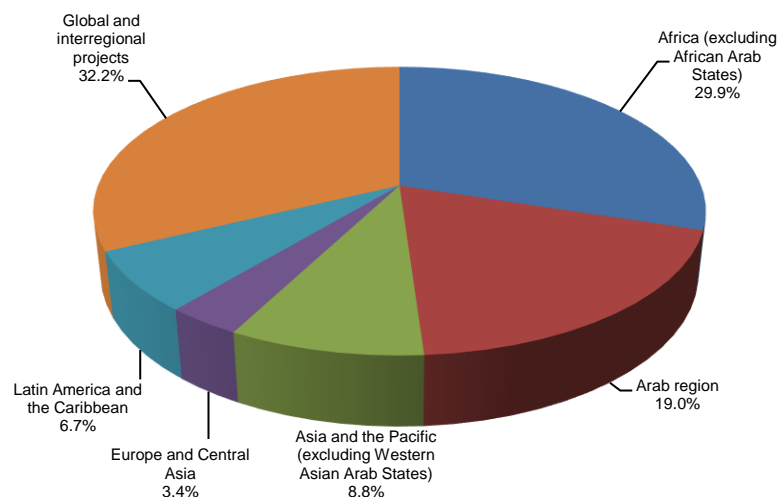
^a Represents the full 2018 appropriations that have been transferred to the special account for RPTC.

APPENDIX B

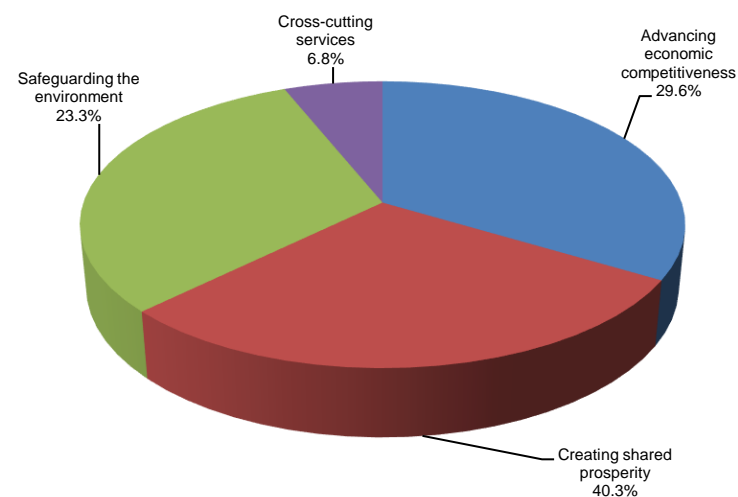
PROJECT APPROVALS UNDER VOLUNTARY CONTRIBUTIONS

Governmental contributions: net approvals in 2018^{a,b}

By geographic area



By thematic area



<i>Geographic area</i>	<i>(In thousands of US dollars)</i>	<i>Percentage</i>	<i>Thematic area</i>	<i>(In thousands of US dollars)</i>	<i>Percentage</i>
Africa (excluding African Arab States)	30,873	29.9	Advancing economic competitiveness	30,509	29.6
Arab region	19,628	19.0	Creating shared prosperity	41,621	40.3
Asia and the Pacific (excluding Western Asian Arab States)	9,039	8.8	Safeguarding the environment	24,092	23.3
Europe and Central Asia	3,505	3.4	Cross-cutting services	6,998	6.8
Latin America and the Caribbean	6,958	6.7			
Global and interregional projects	33,217	32.2			
TOTAL^c	103,220	100	TOTAL^c	103,220	100

^a Includes projects financed from Member States, European Union and other countries under the Industrial Development Fund (IDF) and trust funds, including third-party, self-financed, thematic, and partnership trust funds (including China, Peru, Russian Federation and Spain).

^b Includes Associate Expert/JPO programme (\$1.3 million).

^c In addition to \$4.2 million of net approvals which are included in the Annual Report as governmental.

APPENDIX C

TECHNICAL ASSISTANCE TO LEAST DEVELOPED COUNTRIES

Table 1: Expenditure by country and major donor in 2018^a
(In thousands of US dollars)

	Member States ^b	Global Environment Facility (GEF)	Montreal Protocol (MLF)	European Union (EU)	Other countries ^c	RPTC ^d and SRA	UN agencies ^e	Other donors, IFIs and private sector ^f	Total
Africa									
Angola	-	-	-	-	-	13	-	-	13
Benin	9	-	93	-	-	-	714	-	816
Burkina Faso	-	8	55	-	-	-	-	-	63
Burundi	77	24	-	-	-	16	(50)	-	67
Central African Republic	-	(1)	-	-	-	-	-	-	(1)
Chad	-	109	-	-	-	(4)	1	-	106
Comoros	-	-	-	-	-	-	-	-	0
Democratic Republic of the Congo	652	-	-	-	-	-	-	-	652
Eritrea	-	1	45	-	-	-	-	-	46
Ethiopia	5,507	(1)	1	265	5	3	-	28	5,808
Gambia	-	461	105	-	-	33	-	0	599
Guinea	(261)	150	-	-	305	(1)	68	-	261
Guinea-Bissau	27	71	21	-	-	9	-	-	128
Lesotho	-	0	-	-	-	-	-	-	0
Liberia	900	50	-	495	-	(1)	-	-	1,444
Madagascar	376	243	24	917	-	15	-	-	1,575
Malawi	357	-	55	-	-	-	801	-	1,213
Mali	-	0	-	-	-	-	(31)	-	(31)
Mauritania	-	8	-	-	-	44	-	-	52
Mozambique	200	294	-	-	-	(5)	69	-	558
Niger	21	0	22	-	-	-	-	-	43
Rwanda	710	(2)	(1)	-	-	47	47	-	801
Sao Tome and Principe	-	50	-	-	-	-	-	-	50
Senegal	772	2,431	7	-	-	3	-	29	3,242
Sierra Leone	1	400	41	-	-	40	-	-	482
South Sudan	295	-	-	264	2,176	82	-	-	2,817
Togo	-	-	87	-	-	(1)	-	-	86
Uganda	(36)	450	7	-	-	20	-	-	441
United Republic of Tanzania	151	1,512	1	-	-	30	153	(20)	1,827
Zambia	274	-	-	-	-	35	-	-	309
Subtotal – Africa	10,032	6,258	563	1,941	2,486	378	1,772	37	23,467

	Member States ^b	Global Environment Facility (GEF)	Montreal Protocol (MLF)	European Union (EU)	Other countries ^c	RPTC ^d and SRA	UN agencies ^e	Other donors, IFIs and private sector ^f	Total
African Arab States									
Somalia	1,062	-	26	-	-	-	669	-	1,757
Sudan	1,098	126	800	411	2	17	133	23	2,610
Subtotal – African Arab States	2,160	126	826	411	2	17	802	23	4,367
Asia and the Pacific									
Afghanistan	144	-	(2)	-	-	4	-	-	146
Bangladesh	178	1	-	-	-	41	-	-	220
Bhutan	-	-	-	-	-	6	-	-	6
Cambodia	81	751	-	-	(13)	34	(1)	-	852
Lao People's Democratic Republic	-	172	-	-	-	-	159	-	331
Myanmar	753	364	-	-	-	30	-	-	1,147
Nepal	(8)	21	-	-	-	5	-	-	18
Vanuatu	129	-	-	-	-	6	-	-	135
Subtotal – Asia and the Pacific	1,277	1,309	(2)	-	(13)	126	158	0	2,855
Latin America and the Caribbean									
Haiti	-	-	-	-	-	-	-	-	0
Subtotal – Latin America and the Caribbean	-	-	-	-	-	-	-	-	0
Western Asian Arab States									
Yemen	-	-	-	-	-	-	-	-	0
Subtotal – Western Asian Arab States	-	-	-	-	-	-	-	-	0
Grand total	13,469	7,693	1,387	2,352	2,475	521	2,732	60	30,689

^a Technical cooperation activities, including \$0.4 million expenditure of Special Resources for Africa (SRA) in 2018.

^b Current Member States, includes Industrial Development Funds (IDF) and trust funds, including third-party, self-financed, thematic and partnership trust funds (including from China, Peru, Russian Federation and Spain).

^c Other countries, includes former Member States, Industrial Development Fund (IDF) residuals and trust funds, including third-party and self-financed.

^d Regular Programme of Technical Cooperation (RPTC) and Special Resources for Africa (SRA).

^e Combines all United Nations agencies, including funding from other donors such as GEF and EU as pass-through agreements.

^f Includes non-governmental, International Financial Institutions (IFIs) and private sector entities.

Note: Values shown in parentheses reflect decrease after project/grant closure.

*Table 2: Net project approvals by country and major donor, 2018^a
(In thousands of US dollars)*

	Member States ^b	Global Environment Facility (GEF)	Montreal Protocol (MLF)	European Union (EU)	Other countries ^c	RPTC ^d and SRA	UN agencies ^e	Other donors, IFIs and private sector ^f	Total
Africa									
Angola	-	-	-	-	-	5	-	(18)	(13)
Benin	24	-	-	-	-	-	303	-	327
Burkina Faso	-	(1)	-	-	-	-	-	-	(1)
Burundi	135	-	80	-	-	19	-	-	234
Central African Republic	-	(13)	-	-	-	-	-	-	(13)
Chad	-	(20)	20	-	-	-	(40)	-	(40)
Comoros	-	(8)	-	-	-	-	(2)	-	(10)
Democratic Republic of the Congo	890	150	-	-	-	-	-	-	1,040
Equatorial Guinea	-	-	60	-	-	-	-	-	60
Eritrea	-	(34)	-	-	-	-	-	-	(34)
Ethiopia	4,331	(18)	8	2,965	94	(1)	-	30	7,409
Gambia	-	1,831	10	-	-	1	-	(10)	1,832
Guinea	0	-	-	-	14	-	(132)	-	(118)
Guinea-Bissau	4	(3)	10	-	-	1	-	-	12
Lesotho	-	-	-	-	-	-	-	-	0
Liberia	571	(13)	-	6,988	-	(23)	-	-	7,523
Madagascar	211	-	-	335	-	36	-	-	582
Malawi	147	-	15	-	-	-	649	(19)	792
Mali	-	-	-	-	-	-	-	-	0
Mauritania	-	-	-	-	-	121	-	-	121
Mozambique	35	(1)	-	-	-	-	(6)	-	28
Niger	1	-	207	-	-	1	-	-	209
Rwanda	321	(4)	8	-	-	15	-	-	340
Senegal	796	(4)	-	-	2	10	-	29	833
Sierra Leone	-	(13)	-	-	-	42	(428)	-	(399)
South Sudan	(27)	-	-	46	455	120	-	-	594
Sao Tome and Principe	-	(6)	-	-	-	-	-	-	(6)
Togo	-	(14)	-	-	-	15	-	-	1
Uganda	(51)	-	9	-	-	22	-	-	(20)
United Republic of Tanzania	134	3	10	-	-	30	262	(28)	411
Zambia	38	(2)	-	-	-	6	(1)	-	41
Subtotal – Africa	7,560	1,830	437	10,334	565	420	605	(16)	21,735
African Arab States									
Somalia	2,572	-	(7)	-	-	-	0	-	2,565

	Member States ^b	Global Environment Facility (GEF)	Montreal Protocol (MLF)	European Union (EU)	Other countries ^c	RPTC ^d and SRA	UN agencies ^e	Other donors, IFIs and private sector ^f	Total
Sudan	1,376	-	318	-	(3)	(18)	4	404	2,081
Subtotal – African Arab States	3,948	0	311	0	(3)	(18)	4	404	4,646
Asia and the Pacific									
Afghanistan	(8)	-	20	-	-	-	-	-	12
Bangladesh	(29)	(6)	-	(309)	-	62	-	-	(282)
Bhutan	-	-	-	-	-	1	-	-	1
Cambodia	1,126	1,734	-	-	(22)	36	-	-	2,874
Lao People's Democratic Republic	9	-	-	-	-	-	-	-	9
Myanmar	418	(8)	-	-	-	(10)	-	-	400
Nepal	3	(10)	-	-	-	-	-	-	(7)
Solomon Islands	-	-	-	-	-	(17)	-	-	(17)
Vanuatu	-	-	-	-	-	52	-	-	52
Subtotal – Asia and the Pacific	1,519	1,710	20	(309)	(22)	124	0	0	3,042
Latin America and the Caribbean									
Haiti	-	-	-	-	-	(8)	-	-	(8)
Subtotal – Latin America and the Caribbean	-	-	-	-	-	(8)	-	-	(8)
Western Asian Arab States									
Yemen	-	-	-	-	-	-	-	-	0
Subtotal – Western Asian Arab States	-	-	-	-	-	-	-	-	0
Grand total	13,027	3,540	768	10,025	540	518	609	388	29,415

^a Technical cooperation activities, including Special Resources for Africa (SRA).

^b Current Member States, including Industrial Development Funds (IDF) and trust funds, including third-party, self-financed, thematic, and partnership trust funds (including China, Peru, Russian Federation and Spain).

^c Other countries, including former Member States, Industrial Development Fund (IDF) residuals and trust funds, including third-party and self-financed.

^d Regular Programme of Technical Cooperation (RPTC) and Special Resources for Africa (SRA).

^e Combines all United Nations agencies, including funding from other donors such as GEF and EU as pass-through agreements.

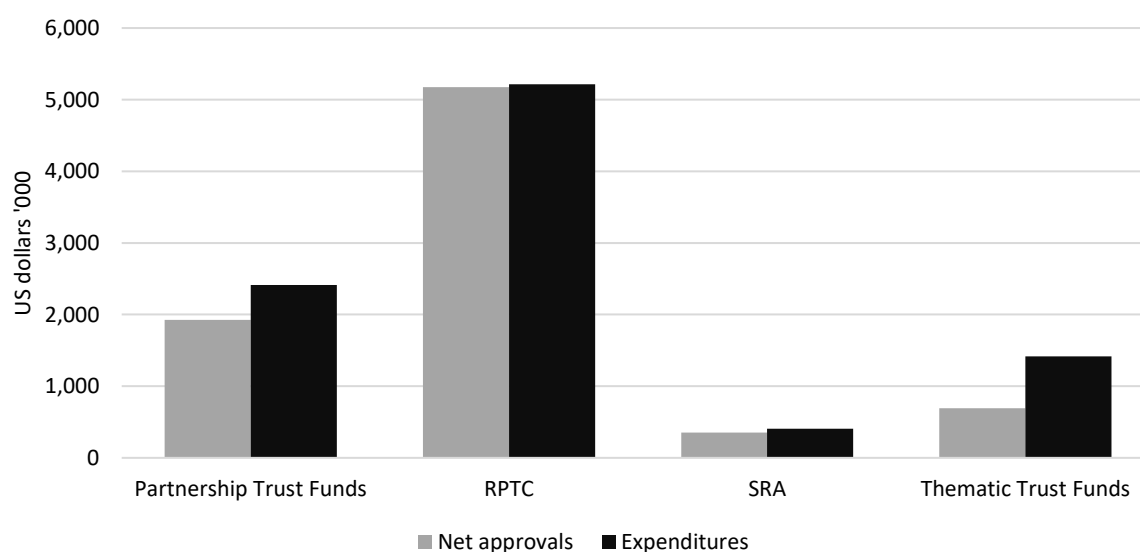
^f Including non-governmental, International Financial Institutions (IFIs) and private sector entities.

Note: Values shown in parentheses reflect decrease after project/grant closure.

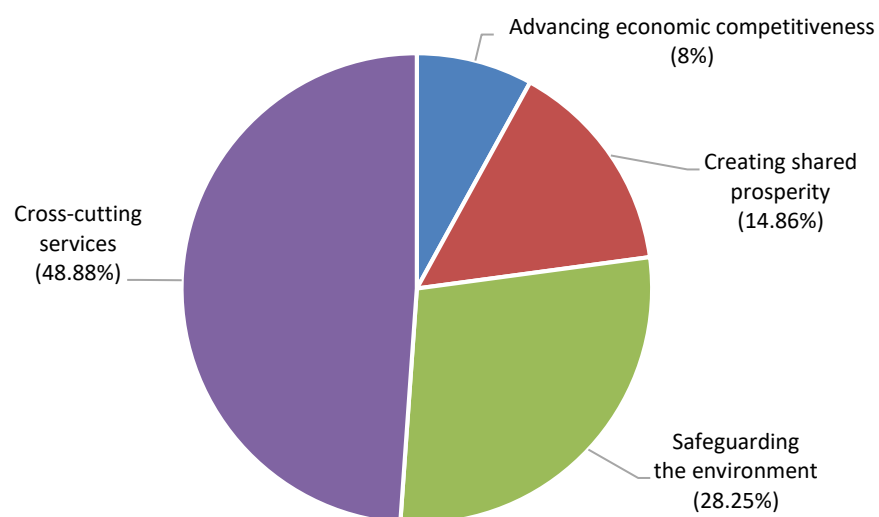
APPENDIX D
PROGRAMMABLE FUNDS
Net approvals and expenditures, 2018

	Net approvals	Expenditures
	(In thousands of US dollars)	
Thematic trust funds		
Trust fund for increased food security through agribusiness and agro-industry promotion	421	502
Trust fund for renewable energy for productive activities	68	52
Trust fund for trade-related capacity-building	160	596
Trust fund for youth employment	1	14
Trust fund for Latin America and the Caribbean	43	252
TOTAL	693	1,416
Partnership trust funds		
Partnership trust fund	(14)	1,172
Partnership trust fund - China	1,353	987
Partnership trust fund - Russian Federation	467	229
Partnership trust fund - Spain	118	25
TOTAL	1,924	2,413
Regular Programme of Technical Cooperation (RPTC)		
Advancing economic competitiveness	562	417
Creating shared prosperity	633	775
Safeguarding the environment	1,942	1,473
Cross-cutting services	2,038	2,548
TOTAL	5,175	5,213
Special Resources for Africa (SRA)	352	405

Net approvals and expenditures 2018



Regular programme of technical cooperations
Percentage of expenditures



APPENDIX E

PROGRAMME FOR COUNTRY PARTNERSHIP (PCP)

PCP Cambodia

Background

In June 2017, the Executive Board of UNIDO approved the development of the PCP Cambodia. It is the first PCP in the Asia and Pacific region and part of the pilot phase. In November 2017, a joint declaration was signed between UNIDO and the Government of Cambodia on the PCP.

The PCP Cambodia supports the implementation of the national industrial development policy (IDP) and focuses on three priority areas: (i) Development of sustainable tourism; (ii) Development of competitive agro-industry and creative industry value chains; and (iii) Industrial diversification, in particular through the development of special economic zones (SEZ).

The PCP also focuses on cross-cutting areas, such as industrial policy and business environment; skills development; quality infrastructure and related trade facilitation; innovation and technology transfer; access to finance; investment promotion; energy access and efficiency; resource efficiency and cleaner production; and environmental management and climate change.

Progress in 2018

The setting up of coordination structures: In 2018, the programming phase was initiated and a national coordination body established. With the approval of the Prime Minister of Cambodia and the Council of Ministers, a high-level Steering Committee, chaired by the Ministry of Economy and Finance and the Council for the Development of Cambodia, was set up and ministerial focal points were appointed in line with the implementation mechanism for the IDP.

At the advanced session of the seventh ISID Forum, held in Vienna in November 2018, Cambodia reconfirmed its strong commitment to the PCP and highlighted its interest in UNIDO's contribution to SEZ development as one of the national priorities.

Partnership and resource mobilization: Project development and resource mobilization commenced as part of the PCP. In particular, two projects were developed and funded to address priorities identified in the PCP. The \$1.8 million "low-carbon development project", funded by the Global Environment Facility (GEF), aims to improve resource efficiency for the private sector. The \$1.2 million "industrial capacity-building project", funded by the Republic of Korea, supports building the capacity of the Government on industrial policy and IDP implementation.

Three more project proposals on promoting renewable energy, developing an SEZ master plan for Sihanoukville Province, and improving the fisheries value chain were prepared and submitted to donors for potential funding of \$19 million. The projects should be considered in 2019 and implementation started later that year.

In September 2018, UNIDO exchanged a letter of cooperation with the Worldbridge Group to support the development of small and medium-sized enterprise (SME) clusters. This is the first collaboration with the local private sector within the framework of the PCP. It seeks to bring an indicative amount of \$5 million in private funds to develop a first-of-its-kind SME cluster in Cambodia.

A partnership was also established with the Shenzhen Foundation for International Exchange, focusing mainly on bringing their experience in SEZ development and investment promotion to Cambodia. Similarly, a partnership with the Shanghai Academy of Social Sciences was initiated to support SEZ development.

In November 2018, Cambodia's Vice-Minister of Environment visited UNIDO to meet with the PCP team and discuss a potential contribution of \$1.6 million in GEF financing, to be provided by the UNIDO Global Cleantech Innovation Programme (GCIP) to the start-up of the Techo Centre in Cambodia, which was recently established by the Ministry of Economy and Finance. This will complement efforts by the World Bank, the United Nations Development Programme (UNDP), the United Nations Environment Programme (UNEP) and UNIDO to support Cambodia under GEF funding.

Policy advice and technical cooperation activities: Initial activities conducted in 2018 resulted in the private sector and international organizations taking an increased interest in the PCP, triggering a number of specific

requests for technical support from the Government. These include requests from the Ministry of Commerce on updating the Cambodia Trade Integration Strategy and from the Ministry of Tourism on supporting tourism development.

At the policy level, UNIDO joined UNDP and the International Labour Organization (ILO) in organizing a high-level policy seminar on Industry 4.0 in Cambodia for the Government and the private sector. In October 2018, the Minister of Agriculture, Forestry and Fisheries and the Minister of Commerce met with the Director General during the UNCTAD World Investment Forum in Geneva and reconfirmed their interest in supporting trade integration and fishery sector development.

The PCP also facilitated a visit to China of Cambodian Government officials hosted by ITPO Shanghai, and contributed to investment promotion by facilitating visits of interested Chinese investors and companies to Cambodia.

Outlook for 2019

In 2019, additional technical interventions will be defined within the three priority areas, thus finalizing the programming phase. A number of projects are already under development to address the main priorities of the PCP. This includes the European Union-funded fisheries value chain development programme for 2019–2023, with an estimated budget of \$16 million.

UNIDO will explore cooperation with the Alibaba Group and Government counterparts, namely the Ministry of Post and Telecommunications and the Ministry of Economy and Finance, to further strengthen local capacities for e-commerce development. Similarly, the PCP will continue to facilitate the sharing of international expertise and experiences to support the development of SEZs in Cambodia, in particular for a master plan to develop Sihanoukville province into a multi-purpose SEZ based on global best practices. Other cross-cutting priorities will include supporting skills development in new industries and promoting the mobilization of investments in priority sectors through UNIDO's international networks.

PCP Ethiopia

Background

PCP Ethiopia supports the Government of Ethiopia in the implementation of the Growth and Transformation Plan

(GTP II), and in addressing the challenges of developing an inclusive and sustainable industrial economy. The programme focuses on three light-manufacturing sectors: (i) Agro-food processing; (ii) Textiles and apparel; and (iii) Leather and leather products. These sectors were selected based on their prospects for job creation, strong links to the agricultural sector, high export potential, and ability to attract investment from and into the private sector. Furthermore, UNIDO has a comparative advantage in its ability to deploy an array of technical assistance services in these sectors.

Progress in 2018

Governance and coordination: Following the appointment of a new head of Government and the subsequent establishment of a new Cabinet in April 2018, a meeting was organized in June to brief the new administration on the implementation, achievements and challenges of the PCP. The new administration confirmed its full commitment to and ownership of the programme.

As part of the continued effort to strengthen coordination, the Ministry of Finance and Economic Cooperation, the Ministry of Agriculture, the Agriculture Transformation Agency and UNIDO engaged in a series of consultations. They agreed with the Bill and Melinda Gates Foundation that a web-based resource mapping project appraisal and monitoring system developed for the Ministry of Agriculture be expanded to include industry-related partner-supported projects and serve as a decision-making support for the ministries and the PCP Ethiopia Inter-Ministerial Coordination Committee.

Partnership and resource mobilization: Regarding the first flagship project, the development of Integrated Agro-Industrial Parks (IAIPs), the African Development Bank (AfDB) undertook scoping/appraisal missions. The AfDB is in the process of raising \$160 million together with other financial institutions and partners, such as the South Korean Exim Bank and the European Union, to support the construction of infrastructure within the IAIPs. The European Union is mobilizing partners to raise another \$240 million to support infrastructure development, private sector entrepreneurship development and capacity-building. The Ministry of Finance and

Economic Cooperation has started negotiations with the Government of Poland for a \$100 million soft loan after the latter expressed interest in supporting the IAIP modern storage component.

Moreover, with \$100,000 from the Food and Agriculture Organization (FAO) and an additional \$300,000 from the European Union, a gap assessment study is in progress to identify agricultural development and infrastructure needs in the four agro-industrial corridors (agro-commodity procurement zones) where the pilot IAIPs are being established. This study will provide inputs to a future large-scale agricultural value chain development and investment programme.

With regard to the second flagship project, the establishment of the Modjo Leather City, a programme of €15 million was approved by the European Union as a grant in July 2018 and the European Investment Bank (EIB) pledged half of the \$100 million needed to build the City. The Ministry of Finance and Economic Cooperation is reaching out to potential donors, including the AfDB, to raise the remaining amount. Following the visit of the Deputy Minister of Foreign Affairs of Italy to Ethiopia in December 2018, the Government of Italy expressed its interest in providing the remaining balance for the realization of the Modjo Leather City through concessional loans.

Investment promotion: The second International Agro-Industry Investment Forum (AIFE2) in Addis Ababa took place from 5 to 8 March 2018. The first Forum (AIFE1), held in October 2016, attracted over a thousand visitors. Eighteen months later, AIFE2 more than doubled this figure with 2,300 registered participants, including 300 foreign visitors. A half-day side event entitled “The Ethio-Italian private-public partnership for the sustainable development of agro-industries” was organized by AICS in cooperation with the Emilia Romagna region of Italy on 7 March 2018. This opened the door to a possible partnership between Ethiopia and the region Emilia Romagna in the field of agro-industries, particularly within the IAIP project. A follow-up study tour by representatives of the three ministries was organized to the region in October 2018 to share their experience in developing the agro-industrial sector.

With regard to attracting investment into the IAIPs, there are 35 registered investors for the Tigray IAIP, 15 for Amhara, 13 for Oromia, and 10 for the Southern Nations, Nationalities and Peoples' (SNNP) region. Out of these, 11 signed contracts with the regional Industrial Park Development Corporations. Three investors started the construction of shades in the Amhara IAIP and two started in the SNNP region IAIP.

Implementation highlights in priority areas:

Agro-food processing: Detailed engineering designs of the pilot IAIPs and surrounding Rural Transformation Centres, as well as the environmental and social impact assessment study on the four pilot parks were approved and handed over to the respective regional IPDCs for implementation. Eighty per cent of common facilities (market and training centre, administration building, crèche, etc.) and access roads in the four pilot IAIPs has been constructed and it is expected to be completed during the first half of 2019. Over 300 company applications for IAIP occupancy status were received by the regional Industrial Park Development Corporations and seven companies were approved, including five international companies.

As part of the piloting of IAIPs in Ethiopia, FAO completed diagnostics and business plans for a number of value chains that are attracting interest from different local investors, such as dairy, live animals/red meat, wheat, Irish potato, and tomato in Central-Eastern Oromia.

Among the agricultural value chain development projects, the coffee project implemented in partnership with illycaffè and the Ernesto Illy Foundation has continued assisting over 22,000 small-holder coffee farmers and 21 primary farmers' cooperatives in two regional states (SNNP and Oromia) in increasing the production and quality of coffee. This resulted in an increase of income deriving from forest coffee by 30 per cent in its price vs. quality. In addition, the Burka Yadot Cooperative Union from Delo Mena obtained an export licence and certification to sell specialty coffee to Italy, which led to an increase of overall coffee exports from the Oromia region.

Textiles and apparel: Upon a request from the Ministry of Trade and Industry, a comprehensive study on the textile and garment industry covering three components (productivity and competitiveness, product diversification and capacity-building) was completed and endorsed by the Government of Ethiopia and all private and public stakeholders in July 2018.

Leather and leather products: In addition to the European Union-funded programme in support of the Modjo Leather City, the “Leather Initiative for Sustainable Employment Creation”(LISEC), which started to be implemented in July 2018, the leather cluster development project implemented in three clusters and 12 networks in Addis Ababa is working with 342 SMEs, involving over 4,000 workers. Thanks to the project, an

increase of 27 per cent women-led businesses was registered. A further achievement is the creation of market linkage for the LOMI network, composed of 10 women-led companies, with a leading Swedish company active in the leather products sector as they wish to outsource the production of leather goods and accessories.

Other sectors: UNIDO formulated a strategy and a road map for the development of electronics and household appliances. The strategy will support the Government's efforts to shift from light manufacturing to more sophisticated sectors in the next phase of the GTP. Both documents were validated by stakeholders and submitted to the Resource Mobilization and Partnership Management Task Force for submission to development partners.

Outlook for 2019

- The development and industrial capacity-building of IAIPs, SMEs and the Modjo Leather City will continue to feature predominantly in the implementation of the PCP Ethiopia in 2019.
- Completing the gap assessment work related to the four pilot agro-industrial corridors where the pilot IAIPs are being established; the agricultural investment mega project; and submitting both the gap assessment and the project to donors for funding constitute priorities for the Resource Mobilization and Partnership Management Task Force to address major infrastructure, capacity and institutional constraints in agricultural production and supply. Other priorities of the Task Force include close follow-up with the AfDB and the European Union on pledged financing and on securing additional/required funding for the Modjo Leather City, the IAIPs, SME clusters, industrial capacity-building, and the development of the coffee value chain. Discussions are in progress on a possibility to open a credit line around \$20 million with illycaffè.
- In relation to the development of value chains: the Creative Hub for leather will be completed and inaugurated within the premises of the Federal Micro and Small Enterprise Development Agency with an innovative management framework designed on a public-private partnership model; a common footwear production line will be inaugurated at the Ethio-International Footwear Cluster Cooperative Society Ltd. cluster during the first quarter of 2019; and the Addis Ababa Coffee Training Centre is expected to be finalized and inaugurated by June 2019.
- On reporting, a platform for monitoring an evaluation based on results-based management (RBM) principles will be set up to evaluate the impact of the PCP Ethiopia in the three priority sectors.
- The third International Agro-Industry Investment Forum is tentatively scheduled in the second half of 2019.
- A Japan-Ethiopia investment forum will be organized in Ethiopia and Japan with the support of ITPO Tokyo.

PCP Kyrgyzstan

Background

In July 2017, the Executive Board of UNIDO approved the development of the PCP for Kyrgyzstan. It is the first one in the Europe and Central Asia region and part of the pilot phase. UNIDO initiated the programming phase of the PCP Kyrgyzstan in 2017. It continued in 2018 with several programming missions to the country, and extensive consultations with international and national stakeholders.

Progress in 2018

Country diagnostic and development of a programme document: To develop the PCP, in 2018, UNIDO conducted a comprehensive country diagnostic study to identify the main opportunities and bottlenecks for advancing industrialization. Building on the study and the work carried out in support of the national industrial development strategy, UNIDO developed a draft programme document, which should be finalized in 2019.

Policy advice for the formulation of a national industrial development strategy: As part of the PCP, UNIDO supported the formulation of a national strategy for industrial development of the Kyrgyz Republic, in cooperation with the State Committee on Industry, Energy and Subsoil Use. The strategy identifies priority industrial sectors and sets concrete targets and indicators. Six priority areas were identified: (i) Agro-industry; (ii) Light industry; (iii) Tourism; (iv) Mining; (v) Production of construction materials; and (vi) Infrastructure for industrial development. An action plan for the strategy is currently being developed with the support of UNIDO. The PCP will serve as an instrument to implement this strategy.

Technical cooperation activities: Through its project linking the tourism industry to productive activities in the Issyk-Kul region, UNIDO supports SMEs operating in selected value chains to acquire modern equipment

and facilities, to upgrade local producers and improve their competitiveness and export capacities. Study tours were organized for government representatives, agro-processors and tour operators to Slovenia and the Russian Federation, to learn from best practices in creating synergies between productive activities and tourism.

Following a recent request from the Government, UNIDO developed a project to modernize and upgrade the wool processing industry for local job creation. UNIDO will also explore possibilities to develop projects on circular economy and renewable energy, as well as regional projects and initiatives with other Central Asian countries on renewable energy for industrial use.

In addition to UNIDO's activities in the context of the Partnership for Action on Green Economy (PAGE), the Organization started to work on a Health and Pollution Action Plan for Kyrgyzstan. UNIDO has also involved Kyrgyzstan in the new Global Quality and Standardization Programme. It aims at strengthening the compliance of SMEs with quality and standards regulations of the European Union to expand their market access.

Awareness-raising activities: To increase awareness and understanding of the PCP approach, its goals and benefits, UNIDO organized a number of awareness-raising events in 2018. This included a briefing for international and national stakeholders at the 5th International Economic Forum "Issyk-Kul 2018", as well as an exhibition of local products produced with the support of a UNIDO project on linking productive activities with tourism.

Outlook for 2019

In 2019, the national industrial development strategy is expected to be approved by the Government. This will pave the way for the finalization of a comprehensive programme document for the PCP and related technical interventions. Particular emphasis will be given to establishing and supporting partnerships with donors, financial institutions, the private sector and other development partners. The national coordination body, the Steering Committee on monitoring the formulation of an industrial and sustainable development programme of the Kyrgyz Republic for 2017–2020, will play an important role in providing strategic guidance for the implementation of the PCP, reviewing progress and ensuring synergy among partner interventions. The composition and management structure of the national coordination body will be updated based on the final version of the national industrial development strategy.

PCP Morocco

Background

In October 2017, the Director General of UNIDO went on his first official visit to Morocco. He met with the Minister of Industry, Investment, Trade and Digital Economy, and representatives of other key ministries, the private sector and potential partners to discuss the possibility of expanding cooperation within the framework of a PCP for Morocco. In February 2018, the Executive Board of UNIDO approved the development of a PCP in Morocco, which became the first PCP in the Arab region and the last of the pilot phase.

Progress in 2018

Programming: The programming phase was launched in April 2018, in close collaboration with the Government of Morocco. Programme formulation involved several UNIDO PCP team missions and systematic consultations with the Government, national stakeholders and international partners to define the required technical assistance to support the implementation of the national Industrial Acceleration Plan 2014–2020 and identify synergies between PCP interventions and partner programmes. As part of the programming phase, UNIDO conducted a country diagnostic to identify the main opportunities and challenges for accelerating industrialization in Morocco, and support the selection of priority areas for the PCP.

Based on the country diagnostic and further consultations with the Government, six priority areas were selected: (i) Industrial zones; (ii) Agro-industry; (iii) Energy; (iv) Circular economy; (v) Industry 4.0; and (vi) E-commerce. The PCP will also address cross-cutting areas, such as South-South and triangular cooperation, partnerships, gender mainstreaming, and statistics. These also form the backbone of the programme document, which was developed in 2018 and approved by the Executive Board of UNIDO in November 2018.

Governance and coordination: The Ministry of Industry, Investment, Trade and Digital Economy announced the Government's commitment to provide financial contributions to PCP programming, and in-kind contributions for the organization of the Morocco Investment Forum and several PCP funds mobilization workshops and multi-stakeholder partnership meetings. The Government also appointed the Director of

International Cooperation and Communication at the Ministry of Industry, Investment, Trade and Digital Economy as Team Leader.

The national coordination body of the PCP was established and held its first meeting in September 2018. Under the presidency of the Minister of Industry, Investment, Trade and Digital Economy, it convened all ministries involved in industrial development, including the Ministry of Foreign Affairs and International Cooperation; the Ministry of Economy and Finance; the Ministry of Agriculture, Maritime Fisheries, Rural Development, Waters and Forests; the Ministry of National Education, Vocational Training, Higher Education and Scientific Research; the Ministry of Energy, Mines and Sustainable Development; the State Secretariat for Sustainable Development; and the State Secretariat for Vocational Training.

The national coordination body has been instrumental in engaging the private sector, in particular the General Confederation of Moroccan Enterprises; the Federation of Information Technologies, Telecommunications and Offshoring; the National Federation of Agribusiness; the National Federation of Electricity, Electronics and Renewable Energies; the Coalition for the Waste Valorization; and other key financial and development partners.

Partnership and resource mobilization: Round tables and meetings were organized with multilateral (European Union, GEF) and bilateral donors (Austria, Canada, China, Finland, Germany, Italy, Japan, Netherlands, Norway, Spain, Switzerland, and the United States), as well as with financial institutions (World Bank; EIB; AfDB; Islamic Development Bank; European Bank for Reconstruction and Development; International Fund for Agricultural Development; the French Development Agency and Proparco; and the German Bank Group KfW). A round table was also held with the national business sector to identify collaboration opportunities.

A partnership was initiated with the AfDB, which expressed a strong interest in investing in the implementation of the programme, with a focus on industrial zones, South-South cooperation and gender integration. The Islamic Development Bank was also very interested in partnering with UNIDO and the Government of Morocco in areas of common interest, such as energy, South-South cooperation and statistics. United Nations system institutions and the private sector (ABB, Volvo, ENGIE, and other foreign and national companies) have shown interest in working with UNIDO on the PCP.

Outlook 2019

The programme document of the PCP is expected to be signed by the Minister of Industry, Investment, Trade and Digital Economy and the Director General of UNIDO at the beginning of 2019. A trust fund agreement between UNIDO and the Government should also be finalized in 2019.

A task force for resource mobilization will be established in the first quarter of 2019, under the auspices of the Ministry of Finance. Following the definition of detailed technical cooperation interventions and the mobilization of resources, PCP implementation will be launched.

In addition, an investment forum will be organized in Morocco in 2019, focused on investment promotion through linkages between SMEs and investors in selected industrial zones.

PCP Peru

Background

The PCP Peru aims to drive modern, competitive and inclusive industrialization in Peru, in line with the national development strategy ("Plan Bicentenario: El Perú hacia el 2021") and the Government's goal of becoming a member of the Organisation for Economic Co-operation and Development (OECD) by 2021.

The programme focuses on four priority areas: (i) Quality and innovation; (ii) Value chain and enterprise development; (iii) Sustainable industrial parks; and (iv) Industrial resource and energy efficiency, and renewable energy.

Progress in 2018

Launch of the implementation phase: The PCP Peru implementation phase was launched in January 2018, with the following four projects supporting priority areas: (i) Strengthening the coffee and cocoa quality for exports from Peru; (ii) Sustainable industrial zone development in Peru; (iii) Partnership for Action on Green Economy (PAGE) – Peru; and (iv) Mainstreaming of energy and environmental dimension in the PCP Peru.

The upcoming “Global Eco-Industrial Parks Programme” will further support the industrial park component of the PCP.

Partnership and resource mobilization: A total of \$8 million was mobilized for UNIDO technical cooperation projects, contributing to \$44 million in public and private co-funding for the “Sustainable industrial zone development in Peru” project, \$35 million in public funds (a loan by the Inter-American Development Bank (IDB) for the Red de CITE – Centres for Innovation and Technology Network) and \$110,000 from the local European Union office for the joint International Circular Economy Conference. The latter was organized in September 2018 by Peru’s Ministry of Environment and Ministry of Production, the local European Union office and UNIDO. It led to the joint development of a National Road Map for Circular Economy that started with a regional event in Arequipa.

\$16.5 million were approved by the State Secretariat for Economic Affairs (SECO) of Switzerland for a global programme. Of these, \$2 million were approved for eco-industrial park development in Peru. This project forms part of a Global UNIDO Programme for Eco-industrial Parks funded by SECO. A UNIDO-FAO-IFAD consortiums project proposal on “Improving biodiversity and conservation through developing the Amazon biodiversity product chain” for a total of \$22 million was selected by the Ministry of Environment for GEF-7 funding submission, falling under the PCP priority area of value chain and enterprise development.

Strengthening cooperation with financial institutions was a strong focus in 2018, in particular with the World Bank and IDB on industrial parks, with the Development Bank of Latin America on aquaculture and innovation, and with the National Development Bank (COFIDE) on specific credit schemes for SMEs.

During the advanced session of the seventh UNIDO ISID Forum, the Vice-Minister of SMEs and Industry of the Ministry of Production reconfirmed the country’s commitment to industrial development through the PCP.

Policy advice and cross-cutting activities: The PCP has been supporting the development of a “National Strategy for Sustainable Industrial Parks”, expected to be launched in March 2019. The outlines of the Strategy went through a public and private consultation process in December 2018, involving more than 100 representatives from different ministries and industrial associations.

Gender issues are addressed twofold, at the policy level and as a mainstreaming activity throughout all PCP components and projects. A global programme on “The Economic Empowerment of Women in Green Industry” was approved in 2018, involving four countries, including Peru, to which the Government of Germany allocated €1.1 million. It will be implemented in 2019 and 2020, and UNIDO is currently developing concrete activities for Peru. In addition, as a result of the PAGE project, a proposal on green industry policy was submitted to the Ministry of Production for inclusion in ongoing discussions on the development of a new industrial policy.

Governance and coordination: The PCP Advisory Board was established as a working group under the Multi-sectoral Commission for Productive Diversification and is expected to further increase interministerial and public-private cooperation. The Ministry of Production also committed to the establishment of a Partner Donor Working Group for funds mobilization in 2019.

Outlook for 2019

In 2019, UNIDO will support the Government in initiating and strengthening the Partner Donor Working Group. The latter will be responsible for mobilizing funds, aligning activities and interests of different donors, and identifying and approving new projects, in close cooperation with the private and financial sectors. Additionally, UNIDO will focus on enhancing national PCP monitoring and coordination capacities, finalizing and launching pipeline projects, and strengthening the interlinkages between PCP projects and the programme’s overall support of the country’s goal of OECD membership.

An International Industrial Parks Conference will be organized in Peru in March 2019, to present and discuss international experiences in industrial parks as instruments for fostering inclusive and sustainable industrialization, and to launch the National Strategy for Industrial Park Development. The Conference will be organized in close cooperation with various partners, such as China, Germany, Japan, Spain, Switzerland, and the European Union, and with the support of financial institutions, inter alia, the World Bank, IDB and COFIDE, and industry associations and chambers.

PCP Senegal

Background

The PCP Senegal, which was officially launched in April 2015, is supporting the implementation of the industrial component of the national development strategy, the “Plan Senegal Emergent”, focusing on selected priority industrial projects. The programme is centred on five priority areas: (i) Industrial policy development; (ii) SEZs and incentive package reform; (iii) Operationalization of a new generation of integrated industrial parks; (iv) Establishment of agro-poles; and (v) Development of a regional mining hub.

Progress in 2018

The programme is integrated in the second phase of the national development strategy, covering the period 2019 to 2023. The latter includes a priority focused on “Inclusive and Sustainable Industrialization”. The support provided by UNIDO through the PCP was highlighted during the official inauguration of the Diamniadio Industrial Park by the President and the Prime Minister of Senegal. The event was held on 22 November 2018 and attended by 3,000 people. The contribution of the PCP to Senegal’s industrialization was further recognized at the high-level meetings of the Consultative Group, which comprised all development partners of Senegal and was held on 17 and 18 December 2018 at the office of the World Bank in Paris.

Highlights of implementation in priority areas:

Industrial policy: Senegal’s industrial strategy action plan was finalized in November 2018, with the financial support of the United Nations Economic Commission for Africa and the technical support of UNIDO. The Government also agreed to follow up in 2019 on a study conducted by UNIDO and the University of Beijing on “Growth Identification and Facilitation for Industrial Upgrading and Diversification” that identified “quick wins” for accelerating industrial development in Senegal. In addition, the Government is preparing a report on the competitiveness of Senegal’s industry utilizing UNIDO methodology and tools.

SEZs and incentive package reform: UNIDO’s technical assistance and policy advice through the PCP supported the Government in adopting a SEZ reform, including two laws on administration, an incentive package for investors, and a series of agreements with administrations involved in the one-stop-shop system that will support and facilitate the installation and operations of the private sector. Three industrial parks already received SEZ status by presidential decree. UNIDO also supported the National Agency for the Promotion of Investments and Major Projects, the entity responsible for SEZ administration.

Operationalization of a new generation of integrated industrial parks: Three industrial parks, Diamniadio, Sandiara and Diass, are supported through the PCP, all at different development stages. Diamniadio Industrial Park already commenced operations with seven national and international companies installed. The private sector has invested more than \$60 million, creating more than 1,000 new jobs. An additional 4,000 jobs are expected by the end of 2019. Financing for the expansion (second phase) of Diamniadio Industrial Park has been officially secured through the signing of a financing agreement between the Exim Bank of China and APROSI, the entity responsible for the promotion and development of the park. The extension of the park should create an additional 17,000 jobs.

A second industrial park, covering 100 hectares in the municipality of Sandiara, has started operations. The park has seven registered companies. Of these, three are already operating and have created more than 500 jobs. A total investment of \$140 million is expected, with more than 15 companies having requested occupancy status, leading to the creation of an initial 4,000 jobs. The investment and development company (SIA) is negotiating a partnership with a private company for the development of an additional 100 hectares.

Under the supervision of APIX, a third industrial park is under development in the area of Diass. The park will cover a total area of 1,000 hectares. UNIDO provided policy and technical advice to the Government to ensure local private sector involvement in the promotion and development of the park.

Agro-poles: The Government and development partners (including the AfDB, the Islamic Development Bank and Belgium) have pledged over \$200 million in financing for the establishment of the agro-poles in the South, North and Center. A national working group and regional task forces have been established. Other bilateral, multilateral and private sector partners have expressed their interest in supporting the initiative through their respective programmes. The feasibility studies of the three agro-poles and the related financing agreements should be finalized in 2019.

Regional mining hub: An agreement was reached with the Government in November 2018, to finance and launch a feasibility study based on a preliminary assessment conducted by UNIDO in the region of Kedougou. The feasibility study will assess existing capacities and activities, and propose an action plan. The Government of Senegal has indicated an interest of over 110 companies in such a hub.

Policy advice and cross-cutting issues: The PCP also supports cross-cutting issues, such as private sector development, entrepreneurship and job creation, quality support for trade facilitation, and environmental sustainability. Among other activities, UNIDO is promoting the integration of renewable energy, waste management and sustainable industries in Diamniadio Industrial Park as part of the Sustainable Cities Initiative, which is jointly implemented by the World Bank and UNIDO in the context of the GEF Integrated Approach Pilot.

Outlook for 2019

UNIDO will continue working with the Government and other partners in the implementation of PCP focus areas and cross-cutting activities. Priorities in 2019 include, among others, conducting feasibility studies to establish the three agro-poles and mobilize related investments; to further expand the industrial parks of Diamniadio, Sandiara and Diass to generate additional employment opportunities; and to conduct a feasibility study for the establishment of the regional mining hub. In addition, the PCP will continue to support the National Steering Committee in coordinating and guiding the implementation of the industrial policy, and reinforcing partnerships with various partners.

APPENDIX F**APPOINTMENTS OF INDIVIDUAL SERVICE AGREEMENTS (ISA) HOLDERS¹**

Table 1
 Appointments/contracts of ISA holders by Lists of States² and gender

<i>Lists of States</i>	<i>Number of appointments</i>		<i>Total number of appointments</i>
	<i>Female</i>	<i>Male</i>	
List A	810	1,782	2,592
List B	433	448	881
List C	190	252	442
List D	257	231	488
Other	191	408	599
GRAND TOTAL	1,881	3,121	5,002

¹ The figures listed reflect the records available as of 31 December 2018.

² Refers to Lists of States in Annex I to the Constitution of UNIDO (PBC.34/9/Rev.1).

Table 2
Appointments/contracts of ISA holders by country/area/territory

<i>Country/area/territory</i>	<i>Number of appointments</i>	<i>Country/area/territory</i>	<i>Number of appointments</i>
Nationality		Nationality	
Afghanistan	0	Gambia	8
Albania	25	Georgia	16
Algeria	34	Germany	102
Argentina	24	Ghana	54
Armenia	62	Greece	10
Australia	27	Guatemala	3
Austria	269	Guinea	17
Azerbaijan	7	Guinea-Bissau	5
Bahrain	3	Guyana	1
Bangladesh	32	Honduras	1
Belarus	27	Hungary	16
Belgium	15	India	180
Benin	48	Indonesia	40
Bolivia (Plurinational State of)	9	Iran (Islamic Republic of)	83
Bosnia and Herzegovina	10	Iraq	33
Botswana	4	Ireland	33
Brazil	46	Israel	1
Bulgaria	19	Italy	223
Burkina Faso	13	Jamaica	1
Burundi	4	Japan	52
Cabo Verde	13	Jordan	19
Cambodia	26	Kazakhstan	7
Cameroon	20	Kenya	57
Canada	46	Kyrgyzstan	45
Central African Republic	2	Lao People's Democratic Republic	10
Chad	3	Lebanon	79
Chile	27	Lesotho	2
China	82	Liberia	39
China, Taiwan Province	3	Libya	8
Colombia	109	Lithuania	1
Congo	1	Luxembourg	1
Costa Rica	11	Madagascar	37
Croatia	8	Malawi	14
Cuba	12	Malaysia	37
Czechia	11	Mali	5
Côte d'Ivoire	94	Malta	21
Democratic People's Republic of Korea	1	Mauritania	6
Democratic Republic of the Congo	18	Mauritius	12
Denmark	9	Mexico	61
Dominican Republic	4	Mongolia	18
Ecuador	10	Montenegro	6
Egypt	153	Morocco	87
El Salvador	8	Mozambique	10
Eswatini	3	Myanmar	17
Ethiopia	142	Namibia	7
Fiji	2	Nepal	6
Finland	13	Netherlands	37
France	129	Nicaragua	45
Gabon	7	Niger	2

<i>Country/area/territory</i>	<i>Number of appointments</i>	<i>Country/area/territory</i>	<i>Number of appointments</i>
Nationality		Nationality	
Nigeria	137	Spain	46
North Macedonia	33	Sri Lanka	52
Norway	4	State of Palestine	15
Pakistan	49	Sudan	66
Panama	3	Suriname	1
Paraguay	1	Sweden	26
Peru	14	Switzerland	19
Philippines	43	Syrian Arab Republic	5
Poland	26	Timor-Leste	1
Portugal	35	Thailand	36
Republic of Korea	31	Togo	13
Republic of Moldova	3	Tunisia	127
Romania	22	Turkey	35
Russian Federation	112	Turkmenistan	8
Rwanda	29	Uganda	30
Sao Tome and Principe	2	Ukraine	38
Senegal	77	United Kingdom	130
Serbia	43	United Republic of Tanzania	32
Seychelles	5	United States of America	64
Sierra Leone	3	Uruguay	34
Singapore	1	Venezuela (Bolivarian Republic of)	17
Slovakia	10	Viet Nam	74
Slovenia	4	Yemen	11
Somalia	22	Zambia	9
South Africa	66	Zimbabwe	9
South Sudan	103		
		Grand Total	5,002

APPENDIX G

AGREEMENTS AND OTHER ARRANGEMENTS CONCLUDED BY UNIDO IN 2017³

I. States^{4,5}

Canada

Grant arrangement between UNIDO and the Department of Foreign Affairs, Trade and Development (DFATD) of Canada regarding the implementation of a project entitled “Productive work for youth and women through small and medium-sized enterprises (SMEs) promotion in Ethiopia (YoWEP)”, signed on 16 and 29 October 2018.

China

Sponsorship agreement between UNIDO and Chengdu Municipal of the People’s Republic of China regarding Bridge for Cities roadshows in 2018, signed on 20 April 2018.

Agreement between UNIDO and the Ministry of Industry and Information Technology of the People’s Republic of China on Junior Professional Officers, signed on 21 April 2018.

Strategic cooperation framework (2018–2021) between UNIDO and the Government of the People’s Republic of China, signed on 10 and 29 April 2018.

Memorandum of understanding between UNIDO and the Ministry of Science and Technology (MoST) of the People’s Republic of China, signed on 2 July 2018.

Finland

Exchange of letters constituting an agreement between UNIDO and the Ministry for Foreign Affairs of Finland on the utilization of the Finnish contribution to UNIDO in the year 2017, signed on 1 February 2018.

Germany

Arrangement between UNIDO and the Government of the Federal Republic of Germany regarding the implementation of a project entitled “Trust Fund on Trade-Related Capacity-Building”, signed on 27 November 2018.

Arrangement between UNIDO and the Government of the Federal Republic of Germany regarding the implementation of a project entitled “Economic empowerment of women in green industry”, signed on 27 November 2018.

India

Collaboration agreement between UNIDO and the Department of Heavy Industry, Ministry of Heavy Industries and Public Enterprises of the Government of India regarding the implementation of a project entitled “Supporting small and medium-sized manufacturers in the automotive component industry in India: Deepening and widening the services provided within the framework of the UNIDO – Automotive Component Manufacturers Association of India (ACMA) – Department of Heavy Industry (DHI) partnership programme (Phase II)”, signed on 27 September 2018.

³ This list contains signed agreements or arrangements deposited with the Office of Legal Affairs of UNIDO for safekeeping as at 15 January 2019. It may not be all-inclusive. Amendments to existing agreements or arrangements are not included unless the amendment reflects significant changes.

⁴ Including governments and regional governments or provinces.

⁵ Multilateral agreements and arrangements are listed under the name of the State party coming first using the English alphabet.

Italy

Trust fund agreement between UNIDO and the Government of Italy regarding the implementation of a project in Argentina entitled “Hydrochlorofluorocarbon (HCFC) phase-out management plan (stage II, first tranche) – refrigeration sector”, signed on 15 December 2017 and 24 January 2018.

Memorandum of understanding between UNIDO and the Ministry of Foreign Affairs and International Cooperation of the Italian Republic regarding the implementation of a project entitled “Agro-technology development for economic growth in South and Central Somalia”, signed on 9 May 2018.

Trust fund agreement between UNIDO and the Government of Italy regarding the implementation of a project entitled “Enabling activities for hydrofluorocarbon (HFC) phase-down in Tunisia”, signed on 2 and 20 July 2018.

Memorandum of understanding between UNIDO and the Ministry of Foreign Affairs and International Cooperation of the Italian Republic regarding the implementation of a project in Jordan entitled “Job creation for youth and women through improvement of business environment and SMEs competitiveness”, signed on 12 December 2018.

Japan

Trust fund agreement between UNIDO and the Ministry of Economy, Trade and Industry of Japan (METI) regarding the implementation of a project entitled “Hosting and managing the Private Financing Advisory Network (PFAN)”, signed on 15 December 2017 and 19 January 2018.

Trust fund agreement between UNIDO and the Ministry of Economy, Trade and Industry of Japan (METI) regarding the implementation of a project entitled “Joint UNEP-UNIDO Programme to host and manage the Climate Technology Centre and Network (CTCN)”, signed on 19 December 2017 and 19 January 2018.

Exchange of notes constituting an agreement between UNIDO and Japan regarding the implementation of projects in Ethiopia, Iraq, Jordan, Lebanon, Liberia, Nigeria, Somalia and the Syrian Arab Republic, signed on 9 and 16 February 2018.

Exchange of notes constituting an agreement between UNIDO and Japan regarding the implementation of a project entitled “Support to UNIDO’s role in implementation of the Third Industrial Decade for Africa (IDDA III)”, signed on 27 and 28 August 2018.

Lao People’s Democratic Republic

Letter of agreement between UNIDO and the Renewable Energy and New Materials Institute (REMI), Ministry of Science and Technology, Lao People’s Democratic Republic regarding the hosting of the Biomass Technology, Information and Learning Centre (BTILC), signed on 31 January 2018.

Norway

Administrative agreement between UNIDO and the Norwegian Ministry of Foreign Affairs regarding the implementation of a project entitled “First operational phase of the Pacific Centre for Renewable Energy and Efficiency (PCREEE) – A SE4ALL Centre of Excellence to Promote Sustainable Energy Markets, Industries and Innovation”, signed on 19 and 29 November 2018.

Administrative agreement between UNIDO and the Norwegian Ministry of Foreign Affairs regarding the implementation of a project entitled “Building institutional capacities for an eco-system approach to management of the marine fishery in the Red Sea State Phase II”, signed on 6 and 9 December 2018.

Panama

Trust fund agreement between UNIDO and the Government of Panama regarding the implementation of a project entitled “Formulating a strategy for the development of a pharmaceutical hub in Panama”, signed on 19 July 2018.

Republic of Moldova

Country programming framework between UNIDO and the Government of the Republic of Moldova to promote Inclusive and Sustainable Industrial Development, signed on 21 December 2018.

Russian Federation

Joint declaration by UNIDO and the Ministry of Industry and Trade of the Russian Federation, signed on 20 September 2018.

Russian Federation and the United Arab Emirates

Joint declaration by UNIDO, Ministry of Industry and Trade of the Russian Federation and the Ministry of Energy and Industry of the United Arab Emirates, signed on 25 May 2018.

Memorandum of understanding between UNIDO, Ministry of Industry and Trade of the Russian Federation, Roscongress Foundation, Government of Sverdlovsk Region, Ministry of Energy and Industry of the United Arab Emirates and the Global Manufacturing Organisation Limited regarding the preparation and organization of the 2019 Global Manufacturing and Industrialisation Summit in the Russian Federation, signed on 25 May 2018.

Somalia

Memorandum of understanding between UNIDO and the Ministry of Commerce and Industry of the Federal Republic of Somalia, signed on 5 and 25 July 2018.

Sweden

Agreement between UNIDO and Sweden regarding the implementation of a project entitled “Support the Arab Accreditation Cooperation (ARAC) to be sustained, effective and internationally recognized as key driving force for regional trade integration”, signed on 18 and 25 May 2018.

Agreement between UNIDO and Sweden regarding the implementation of a project entitled “Energy efficient lighting and appliances in Southern and Eastern Africa (EELA-PREP)”, signed on 25 and 28 June 2018.

Agreement between UNIDO and Sweden regarding the implementation of a project entitled “Hosting and managing the Private Financing Advisory Network – Two components: Global and sub-programme for sub-Saharan Africa”, signed on 1 and 12 November 2018.

Agreement between UNIDO and Sweden regarding the implementation of a project entitled “Promoting youth employment by supporting technical and vocational education in Liberia” signed on 10 and 12 December 2018.

Switzerland

Letter of agreement between UNIDO and the Swiss Confederation, through the Swiss Agency for Development and Cooperation (SDC), regarding the implementation of a project entitled “PROCACAO Fase II – Componente Asistencia Técnica ONUDI”, signed on 23 and 25 October 2018.

Letter of agreement between UNIDO and the Swiss Confederation, through the State Secretariat for Economic Affairs (SECO), regarding the implementation of a project entitled “Global Eco-Industrial Parks Programme (GEIPP) in Developing and Transition Countries”, signed on 21 and 26 November 2018.

Thailand

Joint declaration by UNIDO and the Federation of Thai Industries (F.T.I.), signed on 3 October 2018.

United Arab Emirates

Joint declaration by UNIDO and the United Arab Emirates, signed on 25 April 2018.

United Republic of Tanzania

Joint declaration by UNIDO and the United Republic of Tanzania, signed on 8 March 2018.

United States of America

Grant agreement between UNIDO and the United States Agency for International Development (USAID), United States of America regarding the implementation of a project in Morocco entitled “Safe Truck and Bus Driving Academy (ACCES)”, signed on 5 April 2018.

Uruguay

Exchange of letters between UNIDO and the Oriental Republic of Uruguay extending the agreement on the establishment of a UNIDO regional office in Uruguay until 31 December 2023, signed on 20 and 28 December 2018.

Venezuela (Bolivarian Republic of)

Agreement between UNIDO and the Government of the Bolivarian Republic of Venezuela regarding settlement of outstanding assessed contributions under a payment plan, signed on 10 March and 17 April 2018.

Country programming framework between UNIDO and the Government of the Bolivarian Republic of Venezuela to promote Inclusive and Sustainable Industrial Development, signed on 8 May 2018.

Administrative arrangement between UNIDO and the Bolivarian Republic of Venezuela with regard to special purpose contributions to the Industrial Development Fund (IDF), signed on 9 May 2018.

II. The United Nations, its funds, programmes, specialized and related agencies

United Nations (UN)

Agreement between UNIDO and the UN regarding the implementation of a project entitled “Employment for youth in Egypt (EYE): Providing a reason to stay”, signed on 21 December 2017 and 8 February 2018.

Memorandum of understanding between the participating organizations of the UN and the United Nations Development Programme regarding the operational aspects of a Liberia Multi-Partner Trust Fund, signed in April and May 2018.

Agreement between UNIDO and the UN regarding the implementation of a project entitled “Enhancing human security and building a resilient society in the disadvantaged communities of Armenia”, signed on 29 October and 5 November 2018.

United Nations Environment Programme (UNEP)

Contribution agreement between UNIDO and UNEP regarding the implementation of a project in Jordan entitled “Demonstration of non-HFC alternatives to HCFC-22 in retail installations in countries with high ambient temperatures – Phase II”, signed by UNIDO on 19 July 2018.

Contribution agreement between UNIDO and UNEP regarding the implementation of a project entitled “Technology road map for the implementation of climate action plans in the State of Palestine”, signed on 16 August and 13 September 2018.

Contribution agreement between UNIDO and UNEP regarding the implementation of a project in Mauritius entitled “Climate change vulnerability and adaptation study for the port of Port Louis”, signed on 16 August and 13 September 2018.

World Health Organization (WHO)

Contribution agreement between UNIDO and WHO regarding the implementation of a project entitled “IOMC Toolbox for decision making in chemicals management – Phase III: From design to action”, signed on 1 and 17 May 2018.

World Trade Organization (WTO)

Implementation assignment between UNIDO and WTO regarding the implementation of a project entitled “Upgrading the Sudanese sesame seeds value chain”, signed on 18 and 25 September 2018.

III. Other intergovernmental organizations**African Development Bank (AfDB)**

Fiduciary principles agreement between UNIDO, AfDB and the African Development Fund (ADF), signed on 29 March and 5 April 2018.

Memorandum of understanding on working arrangements between UNIDO, AfDB and ADF, signed on 21 May 2018.

African Export-Import Bank (AFREXIMBANK)

Joint declaration by UNIDO and AFREXIMBANK, signed on 13 December 2018.

African Union (AU)

Memorandum of understanding on working arrangements between UNIDO and the AU, signed on 20 March 2018.

European Union (EU)

Grant agreement between UNIDO and the EU regarding the implementation of a project entitled “Promote organizational learning in economic institutions to facilitate business environment reform in Cabo Verde: Rolling out the Common Assessment Framework (CAF)”, signed on 9 March and 18 April 2018.

Delegation agreement between UNIDO and the EU regarding the implementation of a project in Ethiopia entitled “Leather Initiative for Sustainable Employment Creation (LISEC)”, signed on 8 and 25 May 2018.

Delegation agreement between UNIDO and the EU regarding the implementation of a project entitled “West Africa Competitiveness and Quality Infrastructure Project”, signed on 1 and 13 August 2018.

Delegation agreement between UNIDO and the EU regarding the implementation of a project entitled “EU support to Technical and Vocational Education and Training for young people in Liberia”, signed on 25 July and 15 August 2018.

Delegation agreement between UNIDO and the EU regarding the implementation of a project entitled “West Africa Competitiveness Programme (WACP) – Ghana component”, signed on 30 November and 11 December 2018.

Delegation agreement between UNIDO and the EU regarding the implementation of a project entitled “Increasing Sierra Leone’s competitiveness through enhanced productivity and trade compliance in selected value chains”, signed on 11 and 14 December 2018.

Grant agreement between UNIDO and the EU regarding the implementation of a project in the Philippines entitled “Renewable energy technology to increase value-added of seaweeds in Tawi-Tawi (RETS)”, signed on 12 and 14 December 2018.

Delegation agreement between UNIDO and the EU regarding the implementation of a project entitled “SwitchMed II”, signed on 12 and 19 December 2018.

Delegation agreement between UNIDO and the EU regarding the implementation of a project entitled “EU-East African Community (EAC) Market Access Upgrade Programme (Markup), Kenya National Window”, signed on 17 and 19 December 2018.

Delegation agreement between UNIDO and the EU regarding the implementation of a project entitled “EU4Environment – Mainstreaming and circular economy – results 1 and 2”, signed on 18 and 20 December 2018.

Delegation agreement between UNIDO and the EU regarding the implementation of a project entitled “Support to business friendly and inclusive national and regional policies and strengthens productive capacities and value chains”, signed on 19 and 20 December 2018.

Green Climate Fund (GCF)

Framework readiness and preparatory support grant agreement between UNIDO and GCF, signed on 3 December 2018.

International Solar Alliance (ISA)

Joint declaration by UNIDO and ISA regarding the promotion of solar energy globally, signed on 19 March 2018.

Organisation for Economic Co-operation and Development (OECD)

Joint Declaration by UNIDO and OECD regarding institutional partnership, signed on 11 May 2018.

Regional Organization for the Conservation of the Environment of the Red Sea and Gulf of Eden (PERSGA)

Joint declaration on cooperation by UNIDO and PERSGA, signed on 27 November 2018.

West African Health Organization (WAHO)

Joint declaration by UNIDO and WAHO regarding collaboration to support the development of the pharmaceutical industry across the ECOWAS Region, signed on 17 May 2018.

IV. National organizations

Austrian Development Agency (ADA), Austria

Agreement between UNIDO and ADA regarding the implementation of a project entitled “Vienna Energy Forum 2018 – special session”, signed on 6 and 10 April 2018.

Agreement between UNIDO and ADA regarding the implementation of a project entitled “Preparatory phase for the establishment of a potential ECO Clean Energy Centre (ECEC)”, signed on 14 May 2018.

Agreement between UNIDO and ADA regarding the implementation of a project entitled “High level conference on regional cooperation to accelerate sustainable energy innovation and entrepreneurship in developing countries”, signed on 7 and 12 September 2018.

Agreement between UNIDO and ADA regarding the implementation of a project entitled “Accelerated Africa Conference (AAC+) 2018”, signed on 23 November and 5 December 2018.

Agreement between UNIDO and ADA regarding the implementation of a project entitled “Start-up and first operational phase of the Renewable Energy and Energy Efficiency Capability for the Hindu Kush Himalaya, REEECH”, signed on 30 November and 5 December 2018.

Agreement between UNIDO and ADA regarding the implementation of a project entitled “Capacity-building support for the ECOWAS Centre for Renewable Energy and Energy Efficiency in the scope of the Global Network of Regional Sustainable Energy Centres”, signed on 30 November and 5 December 2018.

Chinese Academy of Agricultural Mechanization Sciences (CAAMS), China

Memorandum of understanding on cooperation between UNIDO and CAAMS, signed on 5 March 2018.

Deutsche Gesellschaft für Internationale Zusammenarbeit (GIZ) GmbH, Germany

Grant agreement between UNIDO and GIZ regarding the implementation of a project entitled “Training course on evidence based industrial policymaking to support the drafting of the industrial strategy of Moldova”, signed on 21 June and 2 July 2018.

Grant agreement between UNIDO and GIZ regarding the implementation of a project entitled “Vienna Energy Forum 2018 – special session”, signed on 27 July and 13 August 2018.

Grant agreement between UNIDO and GIZ regarding the implementation of a project entitled “A sustainable and climate friendly phase out of ozone-depleting substances and hydrofluorocarbon mitigation actions for the implementation of the Kigali Amendment under the Montreal Protocol”, signed on 28 August and 6 September 2018.

Grant agreement between UNIDO and GIZ regarding the implementation of a project entitled “Expanding the EQUIP diagnostic toolkit”, signed on 30 October and 13 November 2018.

Grant agreement between UNIDO and GIZ regarding the implementation of a project entitled “Foster entrepreneurial learning and the creation of micro, small and medium enterprises (MSMEs) for young graduates in Libya”, signed on 29 November and 11 December 2018.

Japan International Cooperation Agency (JICA), Japan

Joint declaration by UNIDO, JICA and Kenya Electricity Generating Company (KenGen), signed on 5 October 2018.

Korea International Cooperation Agency (KOICA), Republic of Korea

Trust fund agreement between UNIDO and KOICA regarding the implementation of a project entitled “KOICA Capacity improvement and advancement for tomorrow (CIAT): Business innovation and enhancement of international competitiveness of MSMEs”, signed on 2 and 4 October 2018.

Letter of agreement between UNIDO and KOICA regarding KOICA ODA interns for UNIDO, signed on 10 October 2018.

National Bureau of Statistics of China (NBS), China

Memorandum of understanding between UNIDO and NBS, signed on 2 September 2018.

Norwegian Agency for Development Cooperation (NORAD), Norway

Administrative agreement between UNIDO and NORAD regarding the implementation of a project entitled “Global programme for market access through quality and compliance – preparatory phase”, signed on 28 and 29 June 2018.

Russian Railways, Russia and Nordic Environment Finance Corporation (NEFCO), Norway

Joint declaration by UNIDO Centre for International Industrial Cooperation in the Russian Federation, Russian Railways and NEFCO, signed on 26 February 2018.

V. Other entities

Baobab Capital (Pty) Ltd., Namibia

Trust fund agreement between UNIDO and Baobab Capital regarding the implementation of a project entitled “Promoting sustainable bush-processing value chains in Namibia”, signed on 8 May 2018.

Bureau of International Recycling (BIR), Belgium

Joint declaration by UNIDO and BIR, signed on 12 June 2018.

ClimateWorks Foundation, United States of America

Trust Fund Agreement between UNIDO and ClimateWorks Foundation regarding the implementation of a project entitled “Assessment of incremental capital and operating costs for improved energy efficiency in domestic, commercial and retail refrigeration (Guatemala, Ecuador, Uganda, Lebanon, Jordan, Morocco and Tunisia)”, signed on 18 and 28 May 2018.

Trust Fund Agreement between UNIDO and ClimateWorks Foundation regarding the implementation of a project entitled “Pilot project for the substitution of old domestic/commercial refrigeration appliances to new energy efficient products in Mexico”, signed on 18 and 28 May 2018.

Trust Fund Agreement between UNIDO and ClimateWorks Foundation regarding the implementation of a project entitled “Promoting the production of energy efficient refrigerators in Argentina during the hydrofluorocarbons phase-down transition”, signed on 19 and 20 December 2018.

Cluster of Water Supply and Sanitation in St. Petersburg, Russian Federation

Joint declaration by the UNIDO Centre for International Industrial Cooperation in the Russian Federation and the Cluster of Water Supply and Sanitation in St. Petersburg, signed on 24 May 2018.

Confederation of Industrial Chambers of Mexico (CONCAMIN), Mexico

Joint declaration by UNIDO and CONCAMIN, signed on 13 September 2018.

ENERCOM, Russian Federation

Joint declaration by the UNIDO Centre for International Industrial Cooperation in the Russian Federation and ENERCOM, signed on 17 September 2018.

Geleont Engineering Pro, Russian Federation

Joint declaration by the UNIDO Centre for International Industrial Cooperation in the Russian Federation and Geleont Engineering Pro, signed on 17 September 2018.

Interstate Corporation for Development JSC, Russian Federation

Trust fund agreement between UNIDO and the Interstate Corporation for Development JSC regarding the implementation of a project entitled “Promotion of technologies and best practices for inulin production by SMEs in the Russian Federation”, signed on 5 July 2018.

Japan Refrigerants and Environment Conservation Organization (JRECO), Japan

Memorandum of cooperation between UNIDO and JRECO, signed on 20 November 2017 and 5 February 2018.

Medellin Chamber of Commerce for Antioquia (CCMA), Colombia

Trust fund agreement between UNIDO and CCMA regarding the implementation of project in Colombia entitled “Sustainable and Inclusive Industrial Development in Medellin”, signed on 22 March 2018.

National University of Sciences and Technology (NUST), Pakistan

Memorandum of understanding on cooperation between UNIDO and NUST, signed on 19 June and 24 July 2018.

Nomura Kohsan Co., Ltd., Japan

Memorandum of understanding on cooperation between UNIDO and Nomura Kohsan, signed on 18 April 2018.

Renewable Energy and Energy Efficiency Partnership (REEEP), Austria

Memorandum of understanding between UNIDO and REEEP, signed on 4 April 2018.

Roscongress Foundation, Russian Federation

Memorandum of understanding on cooperation between UNIDO and Roscongress Foundation, signed on 17 December 2018.

Sustainable Energy for All (SEforALL), Austria

Sponsorship agreement between UNIDO and SEforALL regarding the First Sustainable Energy Forum for East Africa 2018, signed on 13 March 2018.

Vienna Business Agency, Austria

Sponsorship agreement between UNIDO and Vienna Business Agency regarding the project entitled “BRIDGE for Cities – Belt and Road Initiative: Developing Green Economies for Cities”, signed on 26 January and 22 February 2018.

University of Tokyo, Japan

Letter of agreement between UNIDO and Ocean Alliance, University of Tokyo regarding the UNIDO Internship Programme, signed on 24 July 2018.

World Manufacturing Foundation (WMF), Italy

Joint declaration by UNIDO and WMF, signed on 28 September 2018.

World Trade Centers Association, Incorporated (WTCA), USA

Memorandum of understanding on cooperation between UNIDO and WTCA, signed on 9 October 2018.

APPENDIX H

COUNTRY PROMOTION PRESENTATIONS/SEMINARS ORGANIZED BY INVESTMENT
AND TECHNOLOGY PROMOTION OFFICES (ITPOs) IN 2018

<i>Country/Region Promoted</i>	<i>Venue</i>	<i>Number of Presentations</i>
Bahrain	Bahrain (5), Italy (1)	6
Bangladesh	Japan (6)	6
Botswana	Botswana (1), Italy (2)	3
Brazil	Russian Federation (1)	1
Cambodia	China (2)	2
China	Austria (1), China (14), Italy (1), Russian Federation (1)	17
Colombia	Republic of Korea (1)	1
Cuba	Cuba (1), Italy (1), Japan (2)	4
Egypt	Egypt (2)	2
Ethiopia	Ethiopia (1), Italy (2), Japan (2), Republic of Korea (1)	6
Fiji	Japan (2)	2
Georgia	Germany (1)	1
India	China (1), India (2), Republic of Korea (4), Russian Federation (1)	8
Indonesia	Republic of Korea (2)	2
Iran (Islamic Republic of)	Italy (2)	2
Jordan	Jordan (3)	3
Kyrgyzstan	Japan (1)	1
Lebanon	Italy (4), Lebanon (5)	9
Liberia	Japan (1)	1
Mauritania	Mauritania (2)	2
Morocco	Japan (2), Morocco (2)	4
Mozambique	Italy (10), Japan (2), Mozambique (4)	16
Myanmar	Italy (1), Republic of Korea (1)	2
Nepal	Nepal (1)	1
Nigeria	Austria (1), China (1), Germany (2), Nigeria (4)	8
Oman	Oman (1)	1
Pakistan	Italy (4), Japan (2)	6
Republic of Korea	Germany (1)	1
Russian Federation	Russian Federation (3)	3
South Africa	Japan (1), Russian Federation (1)	2
Sri Lanka	Republic of Korea (1)	1
Sudan	Sudan (1)	1
Turkey	Japan (1), Turkey (3)	4
United Arab Emirates	Global (1), United Arab Emirates (3)	4
Uzbekistan	Republic of Korea (1)	1
Zimbabwe	Republic of Korea (1)	1
Africa region	Japan (8), South Africa (2)	10
Arab region	Italy (1)	1
Sub-Saharan Africa	Italy (1)	1
Western Africa	Italy (1)	1
Middle East and North Africa (MENA)	Bahrain (1), Spain (1)	2
TOTAL		150

Total: 36 countries/regions promoted at 150 presentations/seminars held in 26 countries.

APPENDIX I
FIELD REPRESENTATION
 As of 31 December 2018

	<i>DUR</i>	<i>UR_RO</i>	<i>UR_CO</i>	<i>UCR</i>	<i>NO</i>	<i>NO_DIR</i>	<i>GS</i>	<i>Total</i>
AFRICA REGION								
Burkina Faso	0	0	0	1	0	0	0	1
Cameroon	0	0	0	0	0	0	2	2
Côte d'Ivoire	0	0	1	0	1	0	2	4
Democratic Republic of the Congo	0	0	0	1	0	0	2	3
Ethiopia	1	0	0	0	1	0	3	5
Ghana	0	0	1	0	0	0	2	3
Guinea	0	0	0	1	0	0	2	3
Kenya	0	0	1	0	0	0	2	3
Madagascar	0	0	0	1	0	0	2	3
Mali	0	0	0	0	1	0	0	1
Mozambique	0	0	0	1	1	0	1	3
Nigeria	1	0	0	0	1	0	4	6
Rwanda	0	0	0	1	0	0	0	1
Senegal	0	0	1	0	0	0	2	3
Sierra Leone	0	0	0	1	0	0	1	2
South Africa	0	1	0	0	1	0	2	4
Uganda	0	0	0	1	0	0	0	1
United Republic of Tanzania	0	0	1	0	1	0	2	4
Zimbabwe	0	0	0	1	0	0	0	1
TOTAL	2	1	5	9	7	0	29	53
ARAB REGION								
Algeria	0	0	0	1	0	0	2	3
Egypt	1	0	0	0	1	0	3	5
Jordan	0	0	0	1	0	0	0	1
Lebanon	0	0	1	0	0	0	2	3
Morocco	0	0	0	1	0	0	2	3
Sudan	0	0	0	1	0	0	2	3
Tunisia	0	0	0	1	0	0	1	2
TOTAL	1	0	1	5	1	0	12	20
ASIA AND THE PACIFIC REGION								
Afghanistan	0	0	0	1	0	0	0	1
Bangladesh	0	0	0	1	0	0	0	1
Cambodia	0	0	0	1	0	0	0	1
China	0	0	0	0	1	0	4	5
India	0	1	0	0	2	0	3	6
Indonesia	0	0	1	0	0	0	2	3
Iran (Islamic Republic of)	0	0	0	1	0	0	2	3

	<i>DUR</i>	<i>UR_RO</i>	<i>UR_CO</i>	<i>UCR</i>	<i>NO</i>	<i>NO_DIR</i>	<i>GS</i>	<i>Total</i>
Lao People's Democratic Republic	0	0	0	1	0	0	0	1
Pakistan	0	0	0	1	0	0	2	3
Philippines	0	0	0	1	0	0	2	3
Sri Lanka*	0	0	0	0	0	0	0	0
Thailand	1	0	0	0	1	0	3	5
Viet Nam	0	0	0	1	0	0	2	3
TOTAL	1	1	1	8	4	0	20	35

EUROPE AND CENTRAL ASIA REGION

Armenia	0	0	0	1	0	0	0	1
Kyrgyzstan	0	0	0	1	0	0	0	1
Russian Federation*	0	0	0	0	0	0	0	0
Turkey	0	0	0	0	0	1	1	2
Ukraine*	0	0	0	0	0	0	0	0
TOTAL	0	0	0	2	0	1	1	4

LATIN AMERICA AND THE CARIBBEAN REGION

Bolivia (Plurinational State of)	0	0	0	1	0	0	0	1
Brazil	0	0	1	0	1	0	2	4
Colombia	0	0	1	0	0	0	2	3
Cuba*	0	0	0	0	0	0	0	0
Ecuador	0	0	0	1	0	0	0	1
Mexico	1	0	0	0	1	0	3	5
Nicaragua	0	0	0	1	0	0	0	1
Uruguay	0	1	0	0	1	0	3	5
TOTAL	1	1	2	3	3	0	10	20
GRAND TOTAL	5	3	9	27	15	1	72	132

	<i>CTA</i>	<i>AIDO</i>	<i>DIR</i>	<i>H</i>	<i>IPO</i>	<i>NPO</i>	<i>NO</i>	<i>IPE</i>	<i>KCM</i>	<i>JPO</i>	<i>IPD</i>	<i>GS</i>	<i>Total</i>
Investment and Technology Promotion Offices													
Bahrain, Manama	0	0	0	1	1	0	4	0	0	0	0	3	9
China, Beijing	0	0	0	0	0	0	0	0	0	0	0	0	0
China, Shanghai	0	0	0	0	0	0	0	0	0	0	0	0	0
Germany, Bonn	0	0	0	0	0	0	0	2	0	0	0	2	4
Italy, Rome	0	0	0	1	0	0	0	0	0	0	0	2	3
Japan, Tokyo	0	0	0	1	0	0	1	0	0	0	2	0	4
Centre for International Industrial Cooperation													
Russian Federation	0	0	1	0	0	0	0	0	0	0	0	0	1
TOTAL	0	0	1	3	1	0	5	2	0	0	2	7	21

Personnel secured under technical cooperation funds and/or other funds

EPR/PRS/RPA	1	0	0	0	0	0	0	0	0	0	0	0	1
PTR/ENE/CPD	0	1	0	0	0	0	0	0	1	0	0	0	2
PTC/ENV/IRE	1	0	0	0	0	0	0	0	0	0	0	0	1

	CTA	AIDO	DIR	H	IPO	NPO	NO	IPE	KCM	JPO	IPD	GS	Total
PTC/FLD/AFR/ETH	0	0	0	0	0	0	0	0	0	1	0	0	1
PTC/FLD/AFR/KEN	0	0	0	0	0	0	0	0	0	1	0	0	1
PTC/FLD/ASP/IND	0	0	0	0	0	1	0	0	0	0	0	0	1
PTC/FLD/ASP/THA	0	0	0	0	0	0	0	0	0	1	0	0	1
PTC/PPF/AFR	0	0	0	0	0	1	0	0	0	0	0	0	1
TOTAL	2	1	0	0	0	2	0	0	1	3	0	0	9
GRAND TOTAL	2	1	1	3	1	2	5	2	1	3	2	7	30
GRAND TOTAL WORKFORCE REPRESENTED IN THE FIELD (staff members)													162
UNIDO Focal Points*													
Cuba													1
Russian Federation/Moscow (UNIDO Centre for International Industrial Cooperation)													1
Sri Lanka													1
Togo													1
Ukraine													1
Total number of Focal Points represented in the field													5
GRAND TOTAL WORKFORCE REPRESENTED IN THE FIELD (including Focal Points)													167

* Focal Points are not included in appendix J, as they are not part of the regular staff.

AIDO	(Associate) Industrial Development Expert
CTA	Chief Technical Advisor
DIR	Director
DUR	Director and UNIDO Representative
EPR/PRS/RPA	Directorate of External Relations and Policy Research, Department of Policy Research and Statistics, Research and Industrial Policy Advice Division
GS	General Service
H	Head
IPD	Investment Promotion Expert and Deputy Head
IPE	Investment Promotion Expert & Deputy to Head
IPO	Investment Promotion Officer
JPO	Junior Professional Officer
KCM	Knowledge and Communications Manager
NO	National Officer
NO_DIR	National Officer/Director
NPO	National Project Officer
PTC/ENE/PPP	Directorate of Programme Development and Technical Cooperation/Department of Energy/Climate Policy and Partnerships Division
PTC/ENV/IRE	Directorate of Programme Development and Technical Cooperation/Department of Environment/Industrial Resource Efficiency Division
PTC/FLD/AFR/ETH	Directorate of Programme Development and Technical Cooperation/Field Offices/Field Presence in the Africa Region/Regional Office Hub in Ethiopia
PTC/FLD/AFR/KEN	Directorate of Programme Development and Technical Cooperation/Field Offices/Field Presence in the Africa Region/Country Office in Kenya
PTC/FLD/ASP/IND	Directorate of Programme Development and Technical Cooperation/Field Offices/Field Presence in the Asia and Pacific Region/Regional Office in India

PTC/FLD/ASP/THA	Directorate of Programme Development and Technical Cooperation/Field Offices/Field Presence in the Asia and Pacific Region/Regional Office Hub in Thailand
PTC/PPF/AFR	Directorate of Programme Development and Technical Cooperation/Department of Programmes, Partnerships and Field Integration/Regional Division - Africa
UCR	UNIDO Country Representative
UR_CO	UNIDO Representative in Country Office
UR_RO	UNIDO Representative in Regional Office

APPENDIX J

OVERVIEW OF UNIDO WORKFORCE

Table 1
Snapshot as at 31 December 2018 and headcount from
1 January to 31 December 2018

	Snapshot (31 December 2018)	Total headcount (January to December 2018)
Staff members		
<i>Internationally-recruited staff members:</i>		
Core staff members (100 series)	200	203
Non-core staff members (200 series)	54	62
Subtotal of internationally-recruited staff members	254	265
<i>Locally-recruited staff members:</i>		
National Professional Officers (NO)	50	52
General Service (100 series)	324	338
General Service short-term (300 series)	38	49
Subtotal of locally-recruited staff members	412	439
Total employees with staff member status	666	704
<i>Experts and consultants:</i>		
Internationally-recruited Individual Service Agreements (ISA) holders	454	872
Locally-recruited ISA holders	1,008	1,539
Total employees with ISA	1,462	2,411
Total UNIDO workforce: Snapshot as at 31 December 2018 and headcount during 2018	2,128	3,115

Table 2
Internationally-recruited staff members by grade, duty station and gender as at
31 December 2018

	Field			Headquarters			Offices away from Headquarters			Loan and secondment			Grand total		
	M	F	Total	M	F	Total	M	F	Total	M	F	Total	M	F	Total
100 series of staff rules															
DG			0	1		1			0			0	1	0	1
D-2			0	2	1	3			0			0	2	1	3
D-1	3	2	5	11	2	13	1		1			0	15	4	19
P-5	12		12	31	17	48	2		2		1	1	45	18	63
P-4			0	39	28	67		1	1			0	39	29	68
P-3			0	26	14	40			0			0	26	14	40
P-2			0	3	3	6			0			0	3	3	6
Subtotal 100 series	15	2	17	113	65	178	3	1	4	0	1	1	131	69	200
200 series of staff rules															
L-6	3	1	4	1		1			0			0	4	1	5
L-5	1		1	5	1	6			0			0	6	1	7
L-4	3		3		2	2			0			0	3	2	5
L-3	2	3	5	7	5	12			0			0	9	8	17
L-2	1	2	3	8	8	16			0			0	9	10	19
L-1				1		1			0			0	1	0	1
Subtotal 200 series	10	6	16	22	16	38	0	0	0	0	0	0	32	22	54
TOTAL	25	8	33	135	81	216	3	1	4	0	1	1	163	91	254
Field 12.99% HQ 85.04% NYK, GVA, BRS 1.57% Others 0.39%													64.2%	35.8%	100.00%

Table 3
Locally-recruited staff members by grade, duty station and gender as at
31 December 2018

	Field			Headquarters			Offices away from Headquarters			Loan and Secondment			Grand Total		
	M	F	Total	M	F	Total	M	F	Total	M	F	Total	M	F	Total
100 series of staff rules															
NO-4	17	13	30										17	13	30
NO-3	10	2	12										10	2	12
NO-2	3		3										3	0	3
NO-1	3	3	6										3	3	6
Subtotal NO 100 series of staff rules	33	18	51										33	18	51
G-7					1	1			0				0	1	1
G-6	4	15	19	26	53	79		1	1				30	69	99
G-5	2	18	20	40	46	86		1	1				42	65	107
G-4	2	7	9	24	6	30	1		1				27	13	40
G-3	29	2	31	29		29			0				58	2	60
G-2			0	16		16			0				16	0	16
Subtotal GS 100 series of staff rules	37	42	79	135	106	241	1	2	3				173	150	323
300 series of staff rules															
G-5				1	2	3							1	2	3
G-4				7	5	12							7	5	12
G-3				6	13	19							6	13	19
G-2				4		4							4	0	4
Subtotal GS 300 series of staff rules				18	20	38							18	20	38
Subtotal GS	37	42	79	153	126	279	1	2	3	0	0	0	191	170	361
Total	70	60	130	153	126	279	1	2	3	0	0	0	224	188	412
	Field 31.55%			HQ 67.72%			Liaison Office 0.73%						54.4%	45.6%	100.00%

Table 4
Total employees with staff member status by grade and gender
as at 31 December 2018

	Male	Female	Total
DG	1	0	1
D-2	2	1	3
D-1	15	4	19
P-5	45	18	63
P-4	39	29	68
P-3	26	14	40
P-2	3	3	6
Subtotal	131	69	200
NO-4	17	13	30
NO-3	10	2	12
NO-2	3	0	3
NO-1	3	3	6
Subtotal	33	18	51
G-7		1	1
G-6	30	69	99
G-5	42	65	107
G-4	27	13	40
G-3	58	2	60
G-2	16	0	16
Subtotal	173	150	323
Total 100	337	237	574
L-6	4	1	5
L-5	6	1	7
L-4	3	2	5
L-3	9	8	17
L-2	9	10	19
L-1	1	0	1
Total 200	32	22	54
G-5	1	2	3
G-4	7	5	12
G-3	6	13	19
G-2	4	0	4
Total 300	18	20	38
GRAND TOTAL	387	279	666

Table 5
Experts and consultants under Individual Service Agreements (ISA)
1 January to 31 December 2018

	Field			Headquarters			Offices away from Headquarters			Grand Total			Per cent	
	M	F	Total	M	F	Total	M	F	Total	M	F	Total	M	F
Internationally-recruited	423	137	560	155	150	305	4	3	7	582	290	872	67%	33%
Locally-recruited	926	507	1,433	35	70	105		1	1	961	578	1,539	62%	38%
Total	1,349	644	1,993	190	220	410	4	4	8	1,543	868	2,411	64%	36%
Field			83%	HQ			Others			64%	36%	100%		

APPENDIX K

STAFF DEVELOPMENT

Status 31 December 2018

<i>Module</i>	<i>Total number of participants</i>	<i>Total trainee Hours</i>
<i>I. Orientation for headquarter and field staff</i>	0	0
<i>II. Executive development and management</i>		
Board of Directors retreat	47	211.5
Extended Board of Directors retreat	110	880
Certified executive coach training programme	1	125
Debriefing United Nations System Staff College (UNSSC) Women and Leadership	17	51
Gender and leadership workshop	65	227.5
Management and leadership development programme	12	156
United Nations System Staff College (UNSSC): Leadership, women and the United Nations	8	276
Subtotal	260	1,927.0
<i>III. Technical competencies upgrading</i>		
12th United Nations Representatives of Internal Audit Services (UN-RIAS) Conference/RIAS Conference	1	32
19th Conference of international investigators (CII)	1	41
2nd annual oversight meeting of IAEA, CTBTO and OPCW	4	64
An introduction to internal auditing	1	24
Awareness session related to Bonn Conference on industry 4.0: Challenges for productivity, employment and inclusion	59	88.5
Certificate in procurement and supply operations (CIPS) level 2 training	2	60
Eco-design leading talent training	13	455
Effective negotiations in projects and procurement	2	48
Financial Administrative Framework Agreement (FAFA) Seminar	25	250
Group training on good regulatory practices	29	406
I triple can: Communicating to inspire, influence and to impact	41	123
I triple can: Communicating to inspire, influence and to impact, Workshop 1 – Communicate to impact	12	42
I triple can: Communicating to inspire, influence and to impact, Workshop 2 – Building high-performance and motivation teams	10	35
I triple can: Communicating to inspire, influence and to impact, Workshop 3 – Communicate to inspire and influence	15	45
Industry 4.0: Challenges for productivity, employment and inclusion	6	84
Internal audit service conference 2018	1	8
Key performance indicator Dashboards – The new financial reporting model	1	2
Project life cycle workshop	98	294
Simplified cost options: Achieving legal certainty	2	25
Speechwriting and developing talking points	1	30
Technical visit to Fraunhofer pilot factory on industry 4.0	21	63
Training for staff backstopping European Union-funded projects	12	24

<i>Module</i>	<i>Total number of participants</i>	<i>Total trainee Hours</i>
United Nations task force on accounting standards	1	20
Subtotal	358	2,263.5
<i>IV. Updating methodologies for technical cooperation development and management</i>		
Enhancing the understanding and knowledge of UNIDO staff on the Programme for Country Partnership (PCP)	225	450
Integrated results programme framework (IRPF) workshop	132	924
Project thinking tools	11	110
Webinar on partnership acceleration	22	22
Workshop on business sector partnerships: UNIDO's policy and best practices	41	61.5
Workshop on Global Environment Facility (partnership)	32	48
Workshop on meta-evaluation and synthesis evaluation methodologies	12	144
Workshop on south-south and triangular industrial cooperation	14	21
Workshop on UNIDO financial institution partnerships 101	31	46.5
Workshop on UNIDO partnership strategy and business sector partnerships	38	57
Subtotal	558	1,884.0
<i>V. Language training</i>	83	2,889
Subtotal	83	2,889
<i>VI. Information technology training</i>		
BruCON security and hacker conference	1	24
Information and Communications Technology (ICT) 2018 Event (EU IT Conference)	1	8
Information technology infrastructure library (ITIL) foundation	19	234
Subtotal	21	266
<i>VII. General competencies upgrading</i>		
Harassment awareness webinar	54	81
Harassment awareness workshop	508	1778
Human resources business partner approach	14	28
The gift of giving and receiving feedback – a way to engage your team and maintain high performance	10	65
UNIDO code of ethical conduct (e-learning)	3	6
Workshop on effective, gender-neutral meetings	14	105
Introduction to fraud awareness (e-learning)	4	8
Subtotal	607	2,071
<i>VIII. Staff welfare</i>		
Advanced security in the field	3	9
Basic security in the field II	3	9
Basic first aid training for BMS staff	104	1664
Subtotal	110	1,682
GRAND TOTAL	1,997	12,983

APPENDIX L

INDUSTRIAL STATISTICS

<i>Title</i>	<i>Description</i>
International Yearbook of Industrial Statistics, 2018 ISBN: 9781 78811 658 9 (cased) ISBN: 9781 78811 659 6 (eBook)	Annual publication of UNIDO (co-publisher Edward Elgar Publishing Ltd.), which provides worldwide statistics on level, growth and structure of manufacturing industry, presents country data indicating the stage of industrialization and facilitates international comparison on manufacturing activities. The Yearbook can be ordered at www.unido.org/resources/publications/flagship-publications/international-yearbook-industrial-statistics.html
World Statistics on Mining and Utilities, 2018 ISBN 978 1 78897 457 8 (cased) ISBN 978 1 78897 458 5 (eBook)	Biennial publication of UNIDO (co-publisher Edward Elgar Publishing Ltd.), which provides global statistics on mining and quarrying, electricity, gas, steam and air-conditioning, as well as water supply, sewerage and waste management. The publication can be ordered at www.unido.org/resources/publications/cross-cutting-services/world-statistics-mining-and-utilities.html
World Manufacturing Production — Quarterly statistics for the fourth quarter of 2017 and the first, second and third quarters of 2018	The quarterly report provides statistical data on the current trend of global manufacturing with a brief analysis. The report is based on the indices of industrial production. The report is available at http://stat.unido.org/
UNIDO Industrial Statistics Databases 2018 editions: <ul style="list-style-type: none"> • INDSTAT4 at the 4-digit level of ISIC (Revisions 3 and 4) • INDSTAT2 at 2-digit level of ISIC revision 2 • Mining and Utilities Statistics (MINSTAT) Database • Manufacturing Value Added (MVA) Database • Competitive Industrial Performance (CIP) Database 	Online statistical products, (also available on CD-ROM), which contain key industrial statistics at the most detailed level of the International Standard Industrial Classification (ISIC), supported by user-friendly interfaces for metadata reference, data search, exporting, and manipulation. The database is available at http://stat.unido.org/

APPENDIX M

LIST OF TECHNICAL COOPERATION ACTIVITIES

Introduction

The purpose of the list of UNIDO technical cooperation activities is to provide representatives of Member States with an overview and reference not only for use during discussions at the sessions of the policymaking organs, but also for consultations with the Secretariat throughout the year.

The information is presented by country as in the 2017 report.

The current report shows individual projects by country so as to make it consistent with the technical cooperation dashboards accessible to Member States. The project identification (ID) is numerical, following the project identification scheme established in the enterprise resource planning (ERP) system.

In the financial information part, the report presents four sets of values: (1) “Current year budget” includes resources made available for the project during the reporting period (1 January–31 December 2018); (2) “Current year expenditure” presents all disbursements and commitments incurred during the reporting period; (3) “Total budget” includes all resources made available to the project; and (4) “Total expenditure” contains all expenditures incurred against the total budget. The financial data are presented in United States dollars as at 31 December 2018.

The representation of financial data follows UNIDO’s reporting standards. For example, a negative value might be shown in some instances as current year expenditure, a phenomenon that resulted from the splitting of expenditures by reporting periods. A negative current year expenditure figure would therefore indicate the downward adjustment of a previously reported commitment in the current reporting period.

The approval date of the project corresponds with the issuance date of the project allotment document (PAD). As in previous years, it is provided indicating the month and year when the funds were made available to the project.

Titles of the projects are listed in their original language, as approved by the concerned Government and UNIDO, under the recipient country/area/territory.

The appendix also includes listings of regional, global and interregional projects. Concerning umbrella projects, for example those where donor financing covers various projects, only the individual projects are listed.

As of the Annual Report 2019, this appendix will no longer be produced in its current form. Instead, information on technical cooperation activities in a given year will be presented through the Open Data Platform (ODP), which contains the same information as currently contained in appendix M. In addition, the ODP contains a considerably more detailed set of project-related information and details, including project documents, donor information and project-related progress reports/publications. The provision of relevant information via the ODP will provide Member States with a more efficient way to keep abreast of the project and programme-related work undertaken by UNIDO, including its ongoing and continuous contribution to the attainment of the Sustainable Development Goals.

The information contained in this appendix is already available in the ODP, along with the enriched set of project-level information mentioned above. This report has been included in the Annual Report 2018 to facilitate the final transition to the above-mentioned system-based presentation.

Country/area/territory	Page	Country/area/territory	Page
AFGHANISTAN.....	54	HONDURAS.....	71
ALBANIA.....	54	HUNGARY.....	71
ALGERIA.....	54	INDIA.....	71
ANGOLA.....	54	INDONESIA.....	72
ARGENTINA.....	55	IRAN (ISLAMIC REPUBLIC OF).....	73
ARMENIA.....	55	IRAQ.....	73
AZERBAIJAN.....	55	JORDAN.....	74
BAHRAIN.....	56	KAZAKHSTAN.....	74
BANGLADESH.....	56	KENYA.....	75
BARBADOS.....	56	KUWAIT.....	75
BELARUS.....	56	KYRGYZSTAN.....	75
BENIN.....	57	LAO PEOPLE'S DEMOCRATIC REPUBLIC.....	75
BHUTAN.....	57	LEBANON.....	76
BOLIVIA (PLURINATIONAL STATE OF).....	57	LESOTHO.....	76
BOSNIA AND HERZEGOVINA.....	57	LIBERIA.....	76
BOTSWANA.....	58	LIBYA.....	77
BRAZIL.....	58	MADAGASCAR.....	77
BURKINA FASO.....	58	MALAWI.....	77
BURUNDI.....	58	MALAYSIA.....	78
CABO VERDE.....	58	MALDIVES.....	78
CAMBODIA.....	59	MALI.....	78
CAMEROON.....	60	MAURITANIA.....	78
CENTRAL AFRICAN REPUBLIC.....	60	MEXICO.....	79
CHAD.....	60	MONGOLIA.....	79
CHILE.....	61	MONTENEGRO.....	79
CHINA.....	61	MOROCCO.....	80
COLOMBIA.....	62	MOZAMBIQUE.....	80
COMOROS.....	63	MYANMAR.....	81
CONGO.....	63	NAMIBIA.....	82
COSTA RICA.....	63	NEPAL.....	82
CÔTE D'IVOIRE.....	64	NICARAGUA.....	82
CUBA.....	64	NIGER.....	82
DEMOCRATIC PEOPLE'S REPUBLIC OF KOREA.....	64	NIGERIA.....	83
DEMOCRATIC REPUBLIC OF THE CONGO.....	65	NORTH MACEDONIA.....	83
DJIBOUTI.....	65	OMAN.....	84
DOMINICAN REPUBLIC.....	65	PAKISTAN.....	84
ECUADOR.....	65	PAPUA NEW GUINEA.....	85
EGYPT.....	65	PARAGUAY.....	85
EL SALVADOR.....	66	PERU.....	85
EQUATORIAL GUINEA.....	66	PHILIPPINES.....	85
ERITREA.....	66	QATAR.....	86
ESWATINI.....	66	REPUBLIC OF KOREA.....	86
ETHIOPIA.....	67	REPUBLIC OF MOLDOVA.....	86
GABON.....	69	RUSSIAN FEDERATION.....	86
GAMBIA (THE).....	69	RWANDA.....	87
GEORGIA.....	69	SAO TOME AND PRINCIPE.....	87
GHANA.....	69	SAINT LUCIA.....	87
GRENADA.....	70	SAUDI ARABIA.....	87
GUATEMALA.....	70	SENEGAL.....	87
GUINEA.....	70	SERBIA.....	88
GUINEA-BISSAU.....	70	SIERRA LEONE.....	88
HAITI.....	71	SLOVAKIA.....	89
		SOLOMON ISLANDS.....	89

List of technical cooperation activities

SOMALIA	89	UNITED REPUBLIC OF TANZANIA	96
SOUTH AFRICA.....	89	URUGUAY.....	97
SOUTH SUDAN.....	90	VANUATU.....	97
SRI LANKA.....	90	VENEZUELA (BOLIVARIAN REPUBLIC OF)	97
STATE OF PALESTINE	91	VIET NAM.....	97
SUDAN	91	YEMEN.....	98
SURINAME	92	ZAMBIA.....	98
SYRIAN ARAB REPUBLIC.....	92	ZIMBABWE.....	98
TAJIKISTAN.....	92	AFRICA REGION	99
THAILAND.....	93	ARAB REGION	101
TOGO.....	94	ASIA AND THE PACIFIC REGION.....	102
TUNISIA	94	EUROPE AND CENTRAL ASIA REGION.....	103
TURKEY.....	94	LATIN AMERICA AND THE	
TURKMENISTAN	95	CARIBBEAN REGION	103
UGANDA.....	95	GLOBAL	104
UKRAINE	96	INTERREGIONAL.....	111

List of abbreviations

AC	Air conditioning	GHG	greenhouse gas
ACMA	Automotive Component Manufactures	GoM	Gulf of Mexico
	Association of India	GQSP	Global Quality Support Programme
AfDB	African Development Bank	GWP	global warming potential
AIIESEC	Association internationale des étudiants en sciences économiques et commerciales (<i>FULL NAME NO LONGER USED, JUST THE ACRONYM</i>)	HCFC	Hydrochlorofluorocarbon
		HCH	Hexachlorocyclohexane
ASEAN	Association of Southeast Asian Nations	HFO	Hydrofluoroolefins
AZIR Oriental	Appui à l'amélioration de la compétitivité de la chaîne de valeur du romarin dans l'Oriental	HFC	Hydrofluorocarbon
		Hg	Mercury
BAT	best available technique	HP	Hewlett Packard
BEP	best environmental practice	HPMP	HCFC Phase-out Management Plan
BIH	Bosnia and Herzegovina	ICCs	incremental capital costs
BRICS	Brazil, Russian Federation, India, China and South Africa	IDDA	Industrial Development Decade for Africa
CARIFORUM	Caribbean Forum	IDEA	Innovation Development and Entrepreneurship for All
CC	Climate Change	IOCs	Incremental operating costs
CCA	common country assessment	IOMC	Inter-Organization Programme for the Sound Management of Chemicals
CFC	chlorofluorocarbon	IPA	investment promotion agencies
CIS	Commonwealth of Independent States	ISID	inclusive and sustainable industrial development
CLEANTECH	Clean technology	ITPO	Investment and Technology Promotion Office
COMESA	Common Market for Eastern and Southern Africa	ITU	International Telecommunication Union
COP	Conference of the Parties	JPO	Junior Programme Officer
CSR	corporate social responsibility	JOR	Jordan
DAO	delivering as one	LAC	Latin America and the Caribbean
DDT	Dichlorodiphenyltrichloroethane	LDC	least developed country
DHI	Danish company that specializes in solving water environment issues (related to SAP ID#100245)	LME	Large Marine Eco-system
		MDI	metered dose inhaler
DTI	Department of Trade and Industry (South Africa)	MENA	Middle East and North Africa
EAC	East African Community	MIA	Minamata Convention Initial Assessment
ECASA	Ecuadoriana de Artefactos	MSME	micro, small and medium enterprises
ECO	Economic Cooperation Organization	NAP	National Action Plan
ECOSOC	(United Nations) Economic and Social Council	NIP	National Implementation Plan
ECOWAS	Economic Community of West African States	ODS	ozone-depleting substance
EE	Energy Efficiency	ONUDI	Organization des Nations Unies pour le Développement Industriel
EEE	Electrical and Electronic Equipment	PA	preparatory assistance
ENPARD	European Neighborhood Program for Rural Development <i>Armenia</i>	PACE-NET	Pacific-Europe Network for Science, Technology and Innovation
EU	European Union	PCB	Polychlorinated biphenyls
E-WASTE	Electronic waste	PCP	Programme for Country Partnership
FSP	Full Size Project (GEF terminology)	PDPC	Projet de Développement des Pôles de Croissance
G20	Group of 20	PMU	Project Management Unit
G77	Group of 77	POP	persistent organic pollutant
GCLME	Guinea Current Large Marine Ecosystem	PPG	project preparation grant
GEF	Global Environment Facility	PPP	Public-Private Partnership
		PRP	project preparation

PTC/BIT/CBL	Programme Development and Technical Cooperation, Business Investment and Technology, Clusters (Organizational Unit within UNIDO)	SWITCH MED	“Switching towards more sustainable consumption and production (SCP) Patterns in the Mediterranean”
PU	Polyurethane	TA	technical assistance
RECP	resource efficient and cleaner production	TICAD	Tokyo International Conference on African Development
REPARH	Renforcer la participation d’Haïti au commerce régional et international	UN	United Nations
SADC	Southern African Development Community	UNDAF	United Nations Development Assistance Framework
SDG	Sustainable Development Goals	UNDAP	United Nations Development Assistance Plan
SE4ALL	Sustainable Energy for All	UNEP	United Nations Environment Programme
SECO	Swiss State Secretariat for Economic Affairs	UNIDO	United Nations Industrial Development Organization
SEZ	Special Economic Zone	U-POP	unintentional persistent organic pollutant
SIDA	Swedish International Development Cooperation Agency	VNCPC	Viet Nam National Cleaner Production Center
SME	small and medium-sized enterprise	WEEE	waste electrical and electronic equipment
SMEDA	Small Medium Enterprise Development Agency	XPS	extruded polystyrene
SPS	mesure sanitaire et phytosanitaire		
SPWA	Strategic Programme for West Africa		

Identification number and title	PAD issuance date	Current year budget	Current year expenditure	Total budget	Total expenditure
AFGHANISTAN					
150160 ENTREPRENEURSHIP FOR YOUTH IN AFGHANISTAN	06.2017	129,862	144,104	385,216	164,474
150388 UNIDO AFGHANISTAN COUNTRY PROGRAMME 2017–2020	01.2017	16,192	3,975	46,993	36,596
160268 HCFC PHASE-OUT MANAGEMENT PLAN AFGHANISTAN	12.2016	24,780	(1,898)	214,938	22,752
ALBANIA					
105005 HCFC PHASE-OUT MANAGEMENT PLAN (STAGE I)	01.2014	43,270	43,476	266,011	199,029
120536 BIOMASS ENERGY FOR PRODUCTIVE USE FOR SMALL AND MEDIUM ENTERPRISES (SMES) IN THE OLIVE OIL SECTOR (CEO)	10.2014	347,269	90,562	927,000	320,293
150452 PROGRAMMING EXERCISE FOR COUNTRY PROGRAMME FRAMEWORK IN ALBANIA	02.2016	16,679	5,229	34,345	23,115
170248 ENABLING ACTIVITIES FOR HFC PHASE-DOWN IN ALBANIA	12.2017	71,820	71,820	95,000	71,820
ALGERIA					
100156 CRÉATION ET DÉVELOPPEMENT DE CONSORTIUMS D'EXPORTATION D'ENTREPRISES INDUSTRIELLES DANS LE SECTEUR AGRO-ALIMENTAIRE	05.2013	(3,949)	(3,379)	474,520	462,106
100315 ENABLING ACTIVITIES TO REVIEW AND UPDATE THE NATIONAL IMPLEMENTATION PLAN FOR THE STOCKHOLM CONVENTION ON PERSISTENT ORGANIC POLLUTANTS (POPS)	08.2012	15,497	8,794	181,592	174,811
105016 CONVERSION FROM HCFC-141B IN THE MANUFACTURE OF POLYURETHANE RIGID INSULATION FOAM FOR DOMESTIC REFRIGERATORS AT CRISTOR, ALGERIA	12.2010	99	99	214,944	214,944
120221 HCFC PHASE-OUT MANAGEMENT PLAN (STAGE I, FIRST TRANCHE) (CONVERSION FROM HCFC-22 IN THE MANUFACTURE OF ROOM AIR CONDITIONERS AT CONDOR)	06.2012	21,772	11,060	1,379,460	883,946
120383 HCFC PHASE-OUT MANAGEMENT PLAN (STAGE I)	08.2012	0	5,423	214,400	69,081
150227 UN SUPPORT TO FORMULATION AND IMPLEMENTATION SUPPORT FOR THE NATIONAL FISHERIES AND AQUACULTURE DEVELOPMENT STRATEGY, 2015–2020 AND LAUNCH OF PRELIMINARY PRIORITY ACTIONS	10.2016	(1,803)	(1,780)	51,146	49,740
ANGOLA					
140329 COUNTRY PROGRAMMING FRAMEWORK FOR INCLUSIVE AND SUSTAINABLE INDUSTRIAL DEVELOPMENT FOR ANGOLA	07.2016	42,163	13,373	186,391	157,744
ARGENTINA					
105020 NATIONAL CFC PHASE-OUT PLAN: 2006 WORK PROGRAMME	12.2007	14,989	14,989	4,105,371	4,105,371
105026 PHASE-OUT OF HCFC-22 IN THE ROOM AND UNITARY AIR-CONDITIONING EQUIPMENT MANUFACTURING SECTOR OF ARGENTINA	08.2010	134,312	134,312	8,225,125	8,225,125
120408 HCFC PHASE-OUT MANAGEMENT PLAN (STAGE 1) REFRIGERATION SERVICING SECTOR	08.2012	119,476	111,083	1,125,000	876,605
140251 REDUCING ARGENTINA'S GREENHOUSE GAS EMISSIONS FROM THE ENERGY SECTOR THROUGH THE UTILIZATION OF ORGANIC WASTE FOR ENERGY GENERATION IN AGRICULTURE AND AGROINDUSTRIES	07.2015	4,097	2,560	6,099,641	102,104
150235 ODS ALTERNATIVES SURVEY – ARGENTINA	07.2015	(2,052)	(2,052)	127,201	127,201

Identification number and title	PAD issuance date	Current year budget	Current year expenditure	Total budget	Total expenditure
160270 HCFC PHASE-OUT MANAGEMENT PLAN (STAGE II)	12.2016	456,141	64,714	2,701,709	163,175
180153 ENABLING ACTIVITIES FOR HFC PHASE-DOWN IN ARGENTINA	09.2018	21,000	42,116	250,000	42,116
180167 CONVERSION PROJECT FOR REPLACEMENT OF HFC-134A WITH ISOBUTANE (R 600A)/PROPANE (R-290)-BASED REFRIGERANT IN THE MANUFACTURE OF DOMESTIC AND COMMERCIAL REFRIGERATION EQUIPMENT	09.2018	98,110	974	1,840,755	974
ARMENIA					
100024 ENABLING ACTIVITIES TO REVIEW AND UPDATE THE NATIONAL IMPLEMENTATION PLAN FOR THE STOCKHOLM CONVENTION ON PERSISTENT ORGANIC POLLUTANTS (POPS)	09.2012	0	419	136,200	144,109
120603 ENPARD TECHNICAL ASSISTANCE: PRODUCER GROUP AND VALUE CHAIN DEVELOPMENT	10.2014	136,918	162,137	3,721,799	3,476,291
120633 EXTENSION OF INSTITUTIONAL STRENGTHENING FUNDING (PHASE III AND IV)	12.2014	75,667	71,891	545,900	375,524
140089 MINIMATA CONVENTION INITIAL ASSESSMENT FOR ARMENIA	07.2014	11,969	10,433	200,000	198,464
140117 IMPROVING COMPETITIVENESS OF EXPORT-ORIENTED INDUSTRIES IN ARMENIA THROUGH MODERNIZATION AND MARKET ACCESS	09.2014	0	(6,743)	912,750	907,877
150063 IMPLEMENTATION OF BAT AND BEP FOR THE REDUCTION OF UP-POPS RELEASES FROM OPEN BURNING SOURCES	06.2015	123,501	118,968	853,000	848,467
160113 PHASE II: IMPROVING COMPETITIVENESS OF EXPORT-ORIENTED INDUSTRIES IN ARMENIA THROUGH MODERNIZATION AND MARKET ACCESS	08.2016	644,332	591,101	1,750,000	1,375,956
170274 ENABLING ACTIVITIES FOR HCF PHASE-DOWN	12.2017	105,000	62,391	150,000	62,391
AZERBAIJAN					
100321 INITIATION OF THE HCFC PHASE OUT IN THE REPUBLIC OF AZERBAIJAN	02.2015	139,148	139,148	2,620,000	2,596,078
104030 ENVIRONMENTALLY SOUND MANAGEMENT AND DISPOSAL OF POLYCHLORINATED BIPHENYLS (PCBS)	05.2010	(6,781)	(6,781)	2,108,925	2,108,925
BAHAMAS					
105417 HCFC PHASE-OUT MANAGEMENT PLAN (STAGE I)	12.2017	21,828	131	151,125	115,428
BAHRAIN					
120600 HCFC PHASE-OUT MANAGEMENT PLAN	12.2013	25,229	16,998	549,455	541,224
140261 SUPPORT THE ARAB ACCREDITATION COOPERATION TO BE SUSTAINED, EFFECTIVE AND INTERNATIONALLY RECOGNIZED AS KEY DRIVING FORCE FOR REGIONAL TRADE INTEGRATION	07.2017	647,268	636,758	1,723,840	722,623
150466 SURVEY OF ODS ALTERNATIVES AT THE NATIONAL LEVEL	01.2016	(525)	(525)	49,337	49,337
170036 ESTABLISHMENT OF AN AGRO-INDUSTRIAL PARK WITHIN A SMART CITY IN THE SOUTHERN GOVERNORATE IN BAHRAIN	04.2017	20,416	19,540	22,635	22,853
BANGLADESH					
100305 ENVIRONMENTALLY SOUND MANAGEMENT AND FINAL DISPOSAL OF PCBS AND HEALTHCARE WASTES IN BANGLADESH	04.2013	(2,190)	(2,190)	38,917	38,917
100310 ENVIRONMENTALLY-SOUND DEVELOPMENT OF THE POWER SECTOR WITH THE FINAL DISPOSAL OF PCBS	08.2017	1,391,495	3,259	3,000,000	294,364

Identification number and title	PAD issuance date	Current year budget	Current year expenditure	Total budget	Total expenditure
103154 SOLAR MICRO-UTILITY ENTERPRISES FOR PROMOTING RURAL ENERGY AND PRODUCTIVE USES IN BANGLADESH	09.2011	(928)	(928)	231,105	231,105
120170 DAIRY HUB AND ACADEMY DEVELOPMENT IN BANGLADESH	01.2014	146,932	160,750	2,132,004	2,172,761
160194 UNIDO COUNTRY PROGRAMME 2018–2020 TO PROMOTE INCLUSIVE AND SUSTAINABLE INDUSTRIAL DEVELOPMENT IN BANGLADESH	03.2017	41,523	29,557	56,839	46,219
170124 BANGLADESH SUSTAINABLE MARINE AND COASTAL FISHERIES PROJECT	07.2017	539	544	20,525	23,024
180125 DAIRY REVOLUTION AND MEAT PRODUCTION PROJECT (DRMP)	08.2018	23,895	17,873	23,660	17,873
180240 DEVELOPMENT OF A STRATEGIC PLAN TO PROMOTE WASTE-TO ENERGY SOLUTIONS AND ESTABLISH A SUSTAINABLE WASTE-SUPPLY-CHAIN	10.2018	23,775	10,799	23,212	10,799
BARBADOS					
150123 STRATEGIC PLATFORM TO PROMOTE SUSTAINABLE ENERGY TECHNOLOGY INNOVATION, INDUSTRIAL DEVELOPMENT AND ENTREPRENEURSHIP IN BARBADOS	06.2017	507,891	(94)	1,826,387	49,903
BELARUS					
130243 SUPPORT AND TRAINING FOR FOOD PROCESSING ENTERPRISES IN GRODNO OBLAST – ESTABLISHMENT OF GRODNO AGRO-INDUSTRIAL PARK (GAIP) IN BELARUS	10.2015	193,047	190,154	867,257	864,365
140130 INSTITUTIONAL STRENGTHENING AND POLICY SUPPORT TO UPGRADE THE COMPONENT MANUFACTURERS IN THE AUTOMOTIVE SECTOR IN THE REPUBLIC OF BELARUS	12.2014	(2,129)	(4,498)	880,531	879,103
170165 INSTITUTIONAL STRENGTHENING AND POLICY SUPPORT TO UPGRADE THE COMPONENT MANUFACTURERS IN THE AUTOMOTIVE SECTOR IN THE REPUBLIC OF BELARUS (PHASE II)	03.2018	333,230	221,923	398,230	221,923
BENIN					
105333 HCFC PHASE-OUT MANAGEMENT PLAN (STAGE I)	08.2013	93,357	93,357	259,515	232,972
120524 RENFORCEMENT DES CAPACITÉS PRODUCTIVES ET COMMERCIALES AU BENIN	06.2015	716,840	714,413	1,264,500	1,143,730
170242 INNOVATION AND TECHNOLOGICAL INCUBATION CENTER FOR FOOD SECURITY AND JOBS CREATION	03.2018	23,895	9,383	23,258	9,383
BHUTAN					
170030 DEVELOPMENT OF RENEWABLE ENERGY ROAD MAP IN BHUTAN WITH RECOMMENDATIONS AND PILOT DEMONSTRATIONS	03.2017	9,833	5,487	35,557	34,083
BOLIVIA (PLURINATIONAL STATE OF)					
140296 ENVIRONMENTALLY SOUND MANAGEMENT OF POLYCHLORINATED BIPHENYL (PCB) – CONTAINING EQUIPMENT AND WASTES AND UPGRADE OF TECHNICAL EXPERTISE IN BOLIVIA	01.2015	54,529	44,434	2,000,000	610,865
140367 IMPROVING FOOD SAFETY AND NUTRITION LEVEL AMONG CHILDREN BY INCREASING THE QUALITY OF LOCAL FOOD PRODUCTION	03.2015	(417)	(418)	184,476	183,161
150189 BOLIVIA – HCFC PHASE-OUT MANAGEMENT PLAN	06.2015	12,077	10,225	188,844	158,113

Identification number and title	PAD issuance date	Current year budget	Current year expenditure	Total budget	Total expenditure
160058 COUNTRY PROGRAMMATIC FRAMEWORK PLURINATIONAL STATE OF BOLIVIA	11.2016	15,645	14,397	81,882	84,891
160073 SUSTAINABLE AND INDUSTRIAL DEVELOPMENT OF THE QUINOA SUPPLY CHAIN THROUGH ENHANCED PRODUCTIVITY AND QUALITY	06.2016	19,521	10,654	45,798	37,458
BOSNIA AND HERZEGOVINA					
100222 NATIONAL CLEANER PRODUCTION PROGRAMME (NCPP): BOSNIA AND HERZEGOVINA	02.2014	(145)	631	292,706	279,828
105425 EXTENSION OF THE INSTITUTIONAL STRENGTHENING (PHASE III AND IV)	07.2015	74,182	72,730	407,375	350,922
120368 HCFC PHASE-OUT MANAGEMENT PLAN (STAGE I, ACTIVITIES IN THE REFRIGERATION SERVICING SECTOR INCLUDING POLICY ACTIONS)	08.2014	208,128	110,164	383,741	254,777
150199 TECHNICAL ASSISTANCE FOR PREPARATION OF ODS ALTERNATIVES SURVEY IN BIH	11.2015	10	10	40,000	40,000
160112 STRENGTHENING THE QUALITY SYSTEM OF TECHNOLOGY AND INDUSTRIAL PRODUCTS AND SERVICES IN BOSNIA AND HERZEGOVINA: COORDINATE MEASURING MACHINE COMPETENCE CENTRE	04.2018	245,040	251,940	363,837	272,025
170253 ENABLING ACTIVITIES FOR HFC PHASE-DOWN IN BOSNIA AND HERZEGOVINA	12.2017	45,000	23,179	95,000	23,179
BOTSWANA					
130031 ENABLING ACTIVITIES TO REVIEW AND UPDATE THE NATIONAL IMPLEMENTATION PLAN FOR THE STOCKHOLM CONVENTION ON POPS	09.2017	17,000	12,830	200,000	117,830
150464 HCFC PHASE-OUT MANAGEMENT PLAN FOR BOTSWANA	12.2015	134,311	39,450	280,000	45,139
BRAZIL					
140147 PREPARATION OF INVESTMENT ACTIVITIES FOR THE PHASE-OUT OF HCFCs IN RAC MANUFACTURING SECTOR	01.2016	1,830,142	1,111,228	4,753,504	1,379,417
150014 BIOGAS APPLICATIONS FOR THE BRAZILIAN AGRO-INDUSTRY	10.2015	2,015,900	1,776,722	7,199,261	1,969,082
BURKINA FASO					
100046 PROMOTING ENERGY EFFICIENCY TECHNOLOGIES IN BEER BREWERY SECTOR IN BURKINA FASO	06.2012	410	410	483,818	482,933
105337 HCFC PHASE-OUT MANAGEMENT PLAN (STAGE I)	12.2017	13,000	1,390	238,630	150,020
130254 COUNTRY PROGRAMME BURKINA FASO	01.2014	0	(37)	106,484	99,869
160033 NATIONAL ACTION PLAN ON MERCURY IN THE ARTISANAL AND SMALL-SCALE GOLD MINING SECTOR IN BURKINA FASO	04.2017	11,141	4,955	500,000	465,813
160116 CONTRIBUTION TOWARDS THE ELIMINATION OF MERCURY AND THE IMPROVEMENT OF GOLD SUPPLY CHAIN IN THE ARTISANAL AND SMALL SCALE GOLD MINING (ASGM) SECTOR	03.2017	3,064	2,967	50,000	49,903
170281 ENABLING ACTIVITIES FOR HFC PHASE-DOWN IN BURKINA FASO	12.2017	53,506	53,506	150,000	53,506
BURUNDI					
100318 RENFORCEMENT DES CAPACITÉS COMMERCIALES DU BURUNDI (RCCB)	06.2012	(6,088)	(50,387)	2,757,414	2,662,199

Identification number and title	PAD issuance date	Current year budget	Current year expenditure	Total budget	Total expenditure
103134 ENERGY FOR PRODUCTIVE USES: A DEMONSTRATION PROJECT PROMOTING RENEWABLE ENERGY FOR INDUSTRIAL DEVELOPMENT	12.2009	27	27	175,452	175,452
103168 ENERGY FOR PRODUCTIVE USES: A DEMONSTRATION PROJECT PROMOTING RENEWABLE ENERGY FOR INDUSTRIAL DEVELOPMENT	04.2008	(2,766)	(4,443)	657,235	654,054
140332 PROMOTION OF SMALL HYDRO POWER (SHP) FOR PRODUCTIVE USE AND ENERGY SERVICES IN BURUNDI	10.2015	880,053	23,941	1,625,155	90,311
170082 AMELIORATION DE LA COMPÉTITIVITÉ DU SECTEUR CAFÉ AU BURUNDI	01.2018	164,422	98,066	168,754	98,066
170087 EXPANDING AGRIBUSINESS AND AGRO PROCESSING TO INCENTIVISE COMMERCIALY ORIENTED AGRICULTURAL PRODUCTION FOR FOOD SECURITY, INCREASED INCOMES AND EMPLOYMENT DIVERSIFICATION IN BURUNDI	06.2017	(326)	(324)	17,171	19,533
CABO VERDE					
100131 ENTREPRENEURSHIP CURRICULUM PROGRAMME IN GENERAL AND TECHNICAL SECONDARY EDUCATION OF CABO VERDE	09.2013	(246)	(258)	628,986	629,461
100332 PROMOTING MARKET-BASED DEVELOPMENT OF SMALL TO MEDIUM-SCALE RENEWABLE ENERGY SYSTEMS IN CABO VERDE	07.2012	100,040	34,591	1,805,722	1,613,714
101009 ONE UN PROGRAMME FOR CABO VERDE – SP 4: GROWTH AND ECONOMIC OPPORTUNITIES	08.2009	(835)	(835)	378,306	377,525
102005 INVESTMENT PROMOTION IN CABO VERDE	08.2009	(29)	(29)	181,107	181,107
103002 GREENING OF 1 UN BUILDING IN CABO VERDE	08.2009	(112)	(112)	141,581	141,581
109000 INSTITUTIONAL CAPACITY BUILDING FOR COMPETITIVENESS PROGRAM: ONE UN PROGRAMME FOR CABO VERDE – JP4 PROMOTION OF GROWTH AND ECONOMIC COMMUNITIES	08.2009	(476)	(476)	132,210	132,210
130244 ENABLING ACTIVITIES TO REVIEW AND UPDATE THE NATIONAL IMPLEMENTATION PLAN FOR THE STOCKHOLM CONVENTION ON PERSISTENT ORGANIC POLLUTANTS (POPS)	04.2014	(1,844)	(1,844)	164,678	164,678
140069 VALUE CHAIN STUDIES AND STRATEGY DEVELOPMENT FOR FIVE VALUE CHAINS IN CABO VERDE	07.2016	(200)	(158)	170,076	170,118
140227 CABO VERDE COUNTRY PROGRAMME FRAMEWORK FOR INCLUSIVE AND SUSTAINABLE INDUSTRIAL DEVELOPMENT (2015–2017)	04.2015	(1,435)	(203)	147,468	143,594
150113 CABO VERDE NATIONAL SYSTEM OF INNOVATION SURVEY	09.2015	53,302	35,145	198,545	178,428
160097 STRENGTHENING SUSTAINABLE SUPPLIER DEVELOPMENT IN THE GOAT CHEESE VALUE CHAIN AND FOSTERING BUSINESS LINKAGES WITH THE TOURISM INDUSTRY IN CABO VERDE	07.2016	196,354	180,974	281,120	268,721
160238 DIAGNOSIS OF THE INDUSTRY IN CABO VERDE	10.2016	116,707	119,540	165,321	168,154
170071 ROLLING OUT THE COMMON ASSESSMENT FRAMEWORK (CAF) AND ESTABLISHING A CAF RESOURCE CENTER (2ND PHASE)	04.2018	89,726	83,993	172,694	83,993
CAMBODIA					
100223 CLIMATE CHANGE RELATED TECHNOLOGY TRANSFER FOR CAMBODIA: USING AGRICULTURAL RESIDUE BIOMASS FOR SUSTAINABLE ENERGY SOLUTIONS	11.2012	778,471	322,265	1,690,000	1,233,794
104034 REDUCING GREENHOUSE GAS EMISSIONS THROUGH IMPROVED ENERGY EFFICIENCY IN THE INDUSTRIAL SECTOR	04.2011	6,314	6,314	1,208,775	1,208,775

Identification number and title	PAD issuance date	Current year budget	Current year expenditure	Total budget	Total expenditure
120047 ACCESS TO ENERGY THROUGH SCALING-UP OF SOLAR TECHNOLOGIES AND ENHANCING QUALITY OF FABRICATORS OF BIOMASS GASIFIERS	02.2013	(4,702)	(12,582)	554,428	497,514
120118 REDUCTION OF GHG EMISSIONS THROUGH PROMOTION OF INVESTMENTS IN BIOGAS MINI-GRIDS	05.2015	573,664	340,343	1,500,499	735,735
120398 CAMBODIA EXPORT DIVERSIFICATION AND EXPANSION PROGRAM (CEDEP) II	05.2014	(1,262)	(1,262)	924,256	924,256
150274 COUNTRY PROGRAMME FOR CAMBODIA 2016–2020	12.2016	38,295	36,917	143,608	114,069
150275 LOW CARBON DEVELOPMENT FOR PRODUCTIVITY AND CLIMATE CHANGE MITIGATION THROUGH THE TRANSFER OF ENVIRONMENTALLY SOUND TECHNOLOGY (TEST) METHODOLOGY	02.2017	481,763	82,483	1,824,726	119,575
170227 PCP CAMBODIA AGRO VALUE CHAIN DEVELOPMEN ACCELERATING INCLUSIVE MARKETS FOR SMALLHOLDERS (AIMS)	11.2017	7,449	7,449	23,228	23,228
180039 CAMBODIA PROGRAMME FOR SUSTAINABLE AND INCLUSIVE GROWTH IN THE FISHERIES SECTOR: CAPTURE COMPONENT (CAPFISH CAPTURE)	03.2018	23,895	24,305	23,885	24,305
180062 CAMBODIA INDUSTRIAL POLICY	07.2018	180,000	53,694	1,061,947	53,694

CAMEROON

105339 CAMEROON HPMP FOAM SECTOR PLAN	09.2011	103	103	300,438	300,438
105340 HCFC PHASE-OUT MANAGEMENT PLAN (STAGE I) AND SECOND TRANCHE	09.2011	175,212	102,984	871,825	790,597
120335 PROMOTING INTEGRATED BIOMASS AND SMALL HYDRO SOLUTIONS FOR PRODUCTIVE USES IN CAMEROON	10.2014	1,487,999	472,135	2,000,000	984,137
120522 PROGRAMME D'APPUI A L'AMELIORATION DE LA COMPETITIVITE DE L'ECONOMIE CAMEROUNAISE (PACOM)	09.2013	119,674	134,317	2,677,849	2,651,316
140358 COUNTRY PROGRAMMING FRAMEWORK FOR INCLUSIVE AND SUSTAINABLE INDUSTRIAL DEVELOPMENT FOR THE REPUBLIC OF CAMEROON	01.2016	5,950	6,013	151,768	148,692
150469 PREPARATION OF HCFC PHASE-OUT MANAGEMENT PLAN (STAGE II)	12.2015	3,279	1,305	587,750	68,026
150470 SURVEY OF ODS ALTERNATIVES AT THE NATIONAL LEVEL	12.2015	118	118	109,882	109,882
170283 ENABLING ACTIVITIES FOR HFC PHASE-DOWN IN CAMEROON	12.2017	11,163	11,163	150,000	11,163
180057 IMPROVING THE BUSINESS ENVIRONMENT FOR SOCIAL ENTERPRISES TO FOSTER SOCIAL INCLUSION OF DISADVANTAGED GROUPS IN CAMEROON	05.2018	43,011	11,946	41,646	11,946

CENTRAL AFRICAN REPUBLIC

120024 ENABLING ACTIVITIES TO REVIEW AND UPDATE THE NATIONAL IMPLEMENTATION PLAN UNDER THE STOCKHOLM CONVENTION ON PERSISTENT ORGANIC POLLUTANTS (POPS) – IN CENTRAL AFRICAN REPUBLIC	05.2013	0	(827)	190,000	168,430
--	---------	---	-------	---------	---------

CHAD

100184 PROMOTING RENEWABLE ENERGY BASED MINI GRIDS FOR RURAL ELECTRIFICATION AND PRODUCTIVE USES	05.2012	(2,263)	(2,263)	2,401,343	2,402,327
105338 HCFC PHASE-OUT MANAGEMENT PLAN (STAGE I, FIRST TRANCHE)	09.2016	67	67	234,542	234,542
120617 PROMOTING ENERGY EFFICIENT COOK STOVES IN MICRO AND SMALL-SCALE FOOD PROCESSING INDUSTRIES	08.2014	92,187	89,488	665,000	662,301
140066 COUNTRY PROGRAMME CHAD	03.2014	0	(4,233)	113,937	98,478

Identification number and title	PAD issuance date	Current year budget	Current year expenditure	Total budget	Total expenditure
140101 PROJET DE RENFORCEMENT DES CAPACITÉS COMMERCIALES DE LA FILIÈRE GOMME ARABIQUE TCHADIENNE (PRCCFGAT) – PROJET DE LA CATÉGORIE 2 DU CADRE INTÉGRÉ RENFORCÉ	07.2015	711	711	287,117	287,117
140369 MINAMATA INITIAL ASSESSMENT IN CHAD	05.2015	24,896	17,601	200,000	192,705
150062 ENABLING ACTIVITIES TO REVIEW AND UPDATE THE NATIONAL IMPLEMENTATION PLAN FOR THE STOCKHOLM CONVENTION ON PERSISTENT ORGANIC POLLUTANTS (POPS)	08.2015	6,772	4,690	180,000	172,659
CHILE					
100181 PROMOTING THE DEVELOPMENT OF BIOGAS ENERGY AMONGST SELECT SMALL- AND MEDIUM-SIZED AGRO-INDUSTRIES	11.2014	416,880	375,694	1,715,151	1,638,965
150220 STAGE II OF THE HPMP FOR CHILE IN THE REFRIGERATION AND AIR CONDITIONING SECTOR (SERVICES AND MAINTENANCE)	07.2016	182,463	161,334	966,927	326,365
150221 ODS ALTERNATIVES SURVEY – CHILE	07.2015	(587)	(587)	55,000	55,000
170254 ENABLING ACTIVITIES FOR HFC PHASE-DOWN IN CHILE	12.2017	4,207	4,107	86,000	4,107
CHINA					
100283 PROMOTING ENERGY EFFICIENCY IN INDUSTRIAL HEAT SYSTEMS AND HIGH ENERGY-CONSUMING (HEC) EQUIPMENT	12.2014	2,530,299	2,251,104	5,375,000	5,095,806
102055 ASSISTANCE TO SHANGHAI FOREIGN ECONOMIC RELATIONS AND TRADE COMMISSION/SHANGHAI FOREIGN INVESTMENT COMMISSION IN INWARD AND OUTWARD INVESTMENT PROMOTION (INVESTMENT PROMOTION CENTER)	08.2011	0	2,017	1,147,587	1,134,844
104036 ENVIRONMENTALLY SUSTAINABLE MANAGEMENT OF MEDICAL WASTES IN CHINA	11.2007	(6,864)	(6,864)	11,642,531	11,642,531
104147 ENVIRONMENTALLY SOUND MANAGEMENT AND DISPOSAL OF OBSOLETE POPS PESTICIDES AND OTHER POPS WASTES IN CHINA	06.2009	182,823	182,763	9,959,000	9,958,940
105053 SECTOR PLAN FOR THE PHASE-OUT OF METHYL BROMIDE PRODUCTION IN CHINA	12.2014	5,485	(3,421)	9,781,984	9,773,078
105058 SECTOR PLAN FOR PHASE OUT OF CFCs CONSUMPTION IN CHINA'S MDI SECTOR	12.2008	4,518	4,518	13,500,000	13,454,641
105064 HCFC PHASE-OUT MANAGEMENT PLAN IN ROOM AIR-CONDITIONER SECTOR IN CHINA – STAGE I	12.2015	2,267,005	2,262,137	75,000,000	74,995,133
120387 DEVELOPMENT OF CORPORATE SOCIAL RESPONSIBILITY (CSR) IN CHINA'S CONSTRUCTION SECTOR	11.2013	8,076	8,076	387,891	387,891
130176 REVIEW AND UPDATE OF THE NATIONAL IMPLEMENTATION PLAN UNDER THE STOCKHOLM CONVENTION ON PERSISTENT ORGANIC POLLUTANTS IN THE PEOPLE'S REPUBLIC OF CHINA	02.2014	6,752	2,315	2,000,000	1,929,995
130202 VEHICLE TECHNOLOGIES IN CHINA	10.2015	21,610	21,610	303,138	303,138
130314 MINAMATA INITIAL ASSESSMENT PROJECT FOR CHINA	07.2014	0	8,618	1,000,000	931,104
140037 INTELLIGENT MANUFACTURING TECHNOLOGY AND ITS APPLICATION IN SMALL AND MEDIUM-SIZED ENTERPRISES	05.2018	52,334	52,296	530,973	52,296
140099 ASSISTANCE TO SHANGHAI MUNICIPAL COMMISSION OF COMMERCE IN INWARD AND OUTWARD INVESTMENT PROMOTION (SHANGHAI INVESTMENT PROMOTION CENTRE – SIPC)	09.2014	0	(1,743)	896,605	898,624

Identification number and title		PAD issuance date	Current year budget	Current year expenditure	Total budget	Total expenditure
140142	DEMONSTRATION OF AGRO-INDUSTRY INNOVATION THROUGH SCIENCE AND TECHNOLOGY IN FUJIAN PROVINCE	06.2015	110,457	101,131	442,478	433,152
140196	UPGRADING OF CHINA SMALL HYDROPOWER (SHP) CAPACITY PROJECT	12.2014	3,246,715	510,840	9,124,919	5,552,119
140214	DEMONSTRATION OF MERCURY REDUCTION AND MINIMIZATION IN THE PRODUCTION OF VINYL CHLORIDE MONOMER IN CHINA	07.2015	6,406,821	6,239,515	16,499,956	6,544,320
140272	FOOD SAFETY SUPERVISION CAPACITY BUILDING FOR CHINA	08.2015	38,225	37,473	523,161	520,261
140386	PREPARATION FOR HCFC PHASE-OUT INVESTMENT ACTIVITIES (STAGE II) (ROOM AND AIR-CONDITIONER AND DOMESTIC HEAT PUMP SECTORS)	12.2016	7,672,177	7,672,177	31,862,934	12,346,056
140389	HCFC PHASE-OUT MANAGEMENT PLAN (STAGE II) (EXTRUDED POLYSTYRENE FOAM SECTOR)	01.2015	4,122,834	5,869,357	16,506,933	8,383,192
140408	CAPACITY BUILDING FOR THE GREEN INDUSTRY PLATFORM IN CHINA	05.2016	86,878	29,337	265,487	207,946
150073	POPS AND CHEMICAL POLLUTION SOLUTIONS THROUGH AREA-BASED-ECOEFFECTIVE-MANAGEMENT	04.2016	1,188,697	884,503	6,000,000	3,238,556
150157	INTEGRATED ADOPTION OF NEW ENERGY VEHICLES IN CHINA	11.2015	4,477,628	2,671,328	9,127,634	2,873,834
150261	ASSISTANCE TO ENTERPRISES IN FUJIAN PROVINCE TO MEET GREENER PRODUCT STANDARDS FOR MECHANICAL AND ELECTRICAL EQUIPMENT (SECOND PHASE)	01.2016	143,851	122,700	500,000	340,599
150343	A STUDY ON GLOBAL VALUE CHAINS AND INTERNATIONAL COOPERATION ON INDUSTRIAL CAPACITY WITH A FOCUS ON CHINA, SOUTH-EASTERN AND SOUTH ASIAN COUNTRIES	02.2016	57,240	56,895	265,487	265,142
150363	STRENGTHENING THE GLOBAL INNOVATION NETWORK ON INCLUSIVE AND SUSTAINABLE INDUSTRIAL DEVELOPMENT	01.2018	172,966	173,462	302,000	173,462
150375	CHINA-UNIDO COUNTRY PROGRAMME FRAMEWORK FOR INCLUSIVE AND SUSTAINABLE INDUSTRIAL DEVELOPMENT TIME FRAME 2016–2020	04.2016	121,925	32,305	172,612	85,308
160003	SUPPORT TO THE CHINA INTERNATIONAL FAIR FOR INVESTMENT AND TRADE (CIFIT)	05.2016	17,864	17,864	118,314	118,314
160060	NATIONAL PROGRAMME ON ECO-INDUSTRIAL PARKS (EIP) IN PR CHINA	10.2016	0	(1,154)	49,088	3,398
170073	CONTRIBUTING TO CHINA'S CIRCULAR ECONOMY BY APPLYING ECO-EFFECTIVENESS PRINCIPLES IN URBAN PLANNING AND DEVELOPMENT (PA)	08.2017	46,540	46,127	50,089	50,089
170162	APPLYING ECO-EFFECTIVENESS CONCEPT TO INDUSTRIAL DESIGN IN 2 PILOT AREAS IN CHINA	10.2017	18,731	18,959	22,873	23,582
170246	IMPROVING INDUSTRIAL CAPACITY FOR POVERTY REDUCTION IN CHENGDU, CHINA	01.2018	451,728	54,782	904,956	54,782
170287	SUPPORT TO THE FIRST CHINA INTERNATIONAL IMPORT EXPO	10.2018	93,500	39,362	356,000	39,362
180138	SUPPORT FOOD SAFETY THROUGH CAPACITY BUILDING ALONG FOOD VALUE CHAIN IN QUZHOU, CHINA	06.2018	10,096	9,643	23,213	9,643

COLOMBIA

107021	UNIDO GLOBAL MERCURY PROJECT-2 (GMP-2), INTRODUCTION OF CLEANER ARTISANAL GOLD MINING AND EXTRACTION TECHNOLOGIES	04.2011	0	255	476,181	411,284
120354	COSMETIC SECTOR QUALITY PROGRAMME	01.2015	600,658	579,105	2,391,426	2,317,942
130060	MARCO PROGRAMÁTICO DE PAÍS (2013–2019) PRIORIDADES PARA LA COOPERACIÓN TÉCNICA DE LA ONUDI EN COLOMBIA	03.2014	137,406	135,582	494,169	432,933

Identification number and title	PAD issuance date	Current year budget	Current year expenditure	Total budget	Total expenditure
140062 MINAMATA CONVENTION INITIAL ASSESSMENT OF THE REPUBLIC OF COLOMBIA	03.2015	12,756	12,115	200,000	187,374
140122 PROMOTION OF INDUSTRIAL ENERGY EFFICIENCY IN COLOMBIAN INDUSTRIES	09.2015	716,273	716,064	1,895,128	1,279,079
140143 INCLUSIVE AND SUSTAINABLE INDUSTRIAL DEVELOPMENT IN IBAGUÉ	03.2015	263	263	147,097	147,097
150066 COLOMBIA: SUSTAINABLE AND INCLUSIVE INDUSTRIAL DEVELOPMENT THROUGH QUALITY AND PRODUCTIVITY ENHANCEMENT IN THE THREE (3) KEY INDUSTRIES SECTORS	01.2017	1,456,170	1,385,894	2,676,123	1,852,565
150184 DEVELOPMENT OF EXPORT CONSORTIA IN THE VALLE DEL CAUCA REGION OF COLOMBIA IN THE AGRO-INDUSTRY AND COSMETIC SECTORS	12.2015	277,166	269,518	884,956	773,909
160054 CONTRIBUTING TO THE INTEGRATED MANAGEMENT OF BIODIVERSITY OF THE PACIFIC REGION OF COLOMBIA TO BUILD PEACE	07.2017	16,013	16,986	51,852	52,825
180045 RURAL DEVELOPMENT AND EMPOWERMENT OF THE COMMUNITARIAN COUNCILS OF MEDIO ATRATO THROUGH THE SUSTAINABLE USE OF NATURAL AND MINERAL RESOURCES.	04.2018	19,355	18,404	19,347	18,404
COMOROS					
140104 MINAMATA CONVENTION INITIAL ASSESSMENT IN THE COMOROS	07.2014	72	72	191,909	191,909
CONGO					
105365 HCFC PHASE-OUT MANAGEMENT PLAN (STAGE I)	09.2016	25,665	2,378	173,626	150,339
130095 ENABLING ACTIVITIES TO REVIEW AND UPDATE THE NIP UNDER THE STOCKHOLM CONVENTION ON PERSISTENT ORGANIC POLLUTANTS	09.2013	39	39	154,841	154,841
140160 ENVIRONMENTALLY SOUND MANAGEMENT AND FINAL DISPOSAL OF PCBS	06.2015	144,955	6,607	975,000	376,652
170264 CONGO – ENABLING ACTIVITIES FOR HFC PHASE-DOWN	12.2017	86,417	56,417	150,000	56,417
COSTA RICA					
120033 ENABLING ACTIVITIES TO REVIEW AND UPDATE THE NATIONAL IMPLEMENTATION PLAN FOR THE STOCKHOLM CONVENTION ON PERSISTENT ORGANIC POLLUTANTS (POPS)	03.2013	382	382	192,272	192,272
CÔTE D'IVOIRE					
100042 PROGRAMME D'APPUI À LA REMISE À NIVEAU DU SYSTÈME DE FORMATION PROFESSIONNELLE EN CÔTE D'IVOIRE (PAMNFP)	11.2012	3,763,883	2,822,418	29,445,829	28,075,927
100186 PROMOTING RENEWABLE ENERGY BASED GRIDS IN RURAL COMMUNITIES FOR PRODUCTIVE USES IN CÔTE D'IVOIRE	05.2012	1,855	1,855	854,547	856,378
102002 AMÉLIORATION DE LA COMPÉTITIVITÉ DES ENTREPRISES IVOIRIENNES DES SECTEURS D'EXPORTATION NON TRADITIONNELS	07.2015	(2,872)	(2,580)	6,161,045	5,910,258
120512 HCFC PHASE OUT MANAGEMENT PLAN CÔTE D'IVOIRE (STAGE I)	10.2012	2,378	2,378	460,000	185,568
150083 ABIDJAN INTEGRATED SUSTAINABLE URBAN PLANNING AND MANAGEMENT	07.2015	525,753	184,455	1,049,216	513,518
150266 MULTI-SECTOR WASTE MANAGEMENT DEVELOPMENT TO REDUCE THE EMISSION OF UNINTENTIONAL PERSISTENT ORGANIC POLLUTANTS (POPS) AND POLYCHLORINATED BIPHENYL ETHERS (PBDES)	01.2018	125,000	127,291	150,000	127,291

Identification number and title	PAD issuance date	Current year budget	Current year expenditure	Total budget	Total expenditure
150434 SUSTAINABLE INDUSTRIAL PRODUCTION IN THE CASSAVA AND OTHER AGRO-FOOD SECTORS THROUGH THE USE OF RENEWABLE ENERGY APPLICATIONS AND LOW-CARBON TECHNOLOGIES	12.2016	22,568	14,963	50,000	42,395
180083 SUPPORTING THE EMERGENCE OF COMPETITIVE AGRO-RELATED AND CREATIVE INDUSTRIES IN CÔTE D'IVOIRE	06.2018	32,258	29,349	32,174	29,349
CUBA					
150118 CUBA COUNTRY PROGRAMMING FRAMEWORK FOR INCLUSIVE AND SUSTAINABLE INDUSTRIAL DEVELOPMENT 2016–2020	06.2015	0	(1,854)	70,905	62,318
150262 TECHNOLOGICAL AND ENTERPRISE UPGRADING PROGRAMME FOCUSED ON AGRO-CHEMICAL AND AGRICULTURE MACHINERY PRODUCTION SECTOR (INDUSTRIAL UPGRADING AND MODERNIZATION IN CUBA)	02.2016	641,713	234,576	1,364,873	630,648
150354 STRENGTHENING THE COMPETITIVENESS, ORGANIZATIONAL PERFORMANCE AND EXPORT CAPACITY OF THE CUBAN MUSIC INDUSTRY	07.2016	438,813	438,117	1,150,443	901,837
150364 SUPPORT TO THE GOVERNMENT OF CUBA FOR THE REVIEW AND DEVELOPMENT OF ITS INDUSTRIAL STRATEGY AND POLICY	07.2016	737,279	279,551	1,371,681	527,692
160046 STRENGTHENING OF NATIONAL CAPACITIES FOR THE DEVELOPMENT OF SOLAR PHOTOVOLTAIC (PV) IN CUBA	07.2018	173,625	573	831,050	20,573
180019 CAPACITY-BUILDING ON INVESTMENT FOR THE CUBAN GOVERNMENT	10.2018	254,122	5,569	522,659	5,569
DEMOCRATIC PEOPLE'S REPUBLIC OF KOREA					
100015 PILOT PROJECT TO SUPPORT SOCIOECONOMIC DEVELOPMENT OF RURAL AREAS IN THE DEMOCRATIC PEOPLE'S REPUBLIC OF KOREA	01.2017	(9,163)	(9,989)	93,595	92,769
140351 HCFC PHASE-OUT MANAGEMENT PLAN (STAGE I, 1ST TRANCHE; POLYURETHANE FOAM SECTOR PLAN AND REFRIGERATION SERVICING)	12.2014	127,856	5,521	798,247	476,133
DEMOCRATIC REPUBLIC OF THE CONGO					
120257 ENABLING ACTIVITIES TO REVIEW AND UPDATE THE NATIONAL IMPLEMENTATION PLAN FOR THE STOCKHOLM CONVENTION ON PERSISTENT ORGANIC POLLUTANTS	03.2013	0	(53)	199,870	199,175
130194 TECHNICAL ASSISTANCE TO THE PROCESS OF IMPLEMENTING INDUSTRIAL PLATFORMS IN THE DIFFERENT POLES TARGETED BY THE PDPC IN THE PROVINCE OF BAS-CONGO	06.2015	1,485,630	651,945	3,977,206	2,734,719
DOMINICAN REPUBLIC					
100285 STIMULATING INDUSTRIAL COMPETITIVENESS THROUGH BIOMASS-BASED, GRID-CONNECTED ELECTRICITY GENERATION	03.2012	(278)	(278)	85,995	86,949
100288 STIMULATING INDUSTRIAL COMPETITIVENESS THROUGH BIOMASS-BASED, GRID-CONNECTED ELECTRICITY GENERATION	01.2014	557,101	86,777	1,300,000	500,832
130188 ESTABLISHMENT OF A NATIONAL RECP NETWORK IN DOMINICAN REPUBLIC AND REGIONAL RECP DISSEMINATION IN THE CARIFORUM COUNTRIES	02.2014	(1,454)	(1,090)	373,910	347,616

Identification number and title	PAD issuance date	Current year budget	Current year expenditure	Total budget	Total expenditure
ECUADOR					
103017 INDUSTRIAL ENERGY EFFICIENCY IN ECUADOR (IEEE)	07.2011	(35,348)	(35,348)	927,649	927,647
106017 TRACEABILITY PROGRAMME FOR THE AGRO-INDUSTRIAL SECTOR – PREPARATORY ASSISTANCE	08.2011	8,240	4,575	63,864	59,196
120077 ENABLING ACTIVITIES TO REVIEW AND UPDATE THE NATIONAL IMPLEMENTATION PLAN FOR THE STOCKHOLM CONVENTION ON PERSISTENT ORGANIC POLLUTANTS (POPS)	02.2013	12,634	247	205,000	192,613
120237 HCFC PHASE OUT MANAGEMENT PLAN (STAGE I)	06.2016	96,646	24,433	488,524	370,767
160205 NATIONAL ACTION PLAN ON MERCURY IN THE ARTISANAL AND SMALL-SCALE GOLD MINING SECTOR IN ECUADOR	04.2017	420,000	384,765	500,000	384,765
170258 PROJECT PREPARATION FOR DEMO PROJECT AT ECASA	12.2017	30,000	29,993	30,000	29,993
180154 HCFC PHASE-OUT MANAGEMENT PLAN (STAGE I) (FOAM SECTOR)	08.2018	9,286	9,286	431,719	9,286
EGYPT					
100089 GREEN TRADE INITIATIVE	01.2014	(44,013)	(43,761)	4,292,263	4,293,072
100349 INDUSTRIAL ENERGY EFFICIENCY IN EGYPT	03.2012	394,656	386,022	4,011,959	4,005,119
105085 PHASE-OUT OF CFC CONSUMPTION IN THE MANUFACTURE OF AEROSOL METERED DOSE INHALERS (MDIS)	12.2006	15,604	8,452	5,899,000	5,891,848
105418 HCFC PHASE-OUT MANAGEMENT PLAN (STAGE I)	12.2011	49,857	49,857	1,430,541	1,197,700
120073 UTILIZING SOLAR ENERGY FOR INDUSTRIAL PROCESS HEAT IN EGYPTIAN INDUSTRY	02.2015	2,199,759	432,546	6,500,000	4,047,787
120203 HUMAN SECURITY THROUGH INCLUSIVE SOCIOECONOMIC DEVELOPMENT IN UPPER EGYPT	06.2013	(11,485)	(11,485)	2,088,879	2,088,879
120320 PROMOTING LOW CARBON TECHNOLOGIES FOR COOLING AND HEATING APPLICATIONS	03.2013	(65)	(65)	79,118	79,118
120582 EXTENSION OF INSTITUTIONAL STRENGTHENING – PHASE IX AND PHASE X	07.2016	129,868	130,050	1,040,728	748,657
140399 HCFC PHASE-OUT INVESTMENT ACTIVITIES (STAGE II) (FOAM SECTOR)	09.2017	472,141	582,358	3,076,500	622,218
140400 HCFC PHASE-OUT INVESTMENT ACTIVITIES (STAGE II) (REFRIGERATION SECTOR)	12.2014	(3,264)	(3,264)	295,561	145,561
140402 PRP HPMP STAGE II – SERVICE SECTOR	12.2014	12	12	49,464	49,464
150141 INCLUSIVE AND SUSTAINABLE LOCAL ECONOMIC DEVELOPMENT IN UPPER EGYPT (SOHAG) – PHASE 2 (HAYAT)	02.2016	475,188	385,115	983,017	461,298
150232 TECHNICAL ASSISTANCE ON TWO ALTERNATIVES TO METHYL BROMIDE IN THE PALM DATE SECTOR – EGYPT	07.2015	20,277	20,277	268,707	268,707
150325 YOUTH EMPLOYMENT FOR SOCIOECONOMIC STABILITY IN UPPER EGYPT	04.2016	45,166	45,166	881,604	881,604
150449 FEASIBILITY STUDY FOR DISTRICT COOLING IN NEW CAIRO, EGYPT	12.2015	22,359	9,236	63,521	50,398
160007 INDUSTRIAL MOTORS ENERGY EFFICIENCY PROGRAMME	12.2016	1,095,995	8,731	2,799,664	53,275
160068 FROM COTTON SEEDS TO CLOTHING: ENHANCING THE SUSTAINABILITY, INCLUSIVENESS AND VALUE ADDITION OF THE COTTON VALUE CHAIN IN EGYPT	06.2017	405,982	399,247	765,879	506,819
160233 ESTABLISHING PACKAGING INDUSTRY SERVICES IN EGYPT FOR SAFER FOOD AND MARKET ACCESS	11.2016	9,428	9,560	23,267	17,392
170146 INCLUSIVE GREEN GROWTH IN EGYPT	01.2018	23,501	23,654	23,501	23,654
170206 EGY HPMP STAGE II – SERVICE SECTOR AND PMU	09.2017	114,205	74,153	170,000	79,310

Identification number and title	PAD issuance date	Current year budget	Current year expenditure	Total budget	Total expenditure
170251 INCLUSIVE AND SUSTAINABLE DEVELOPMENT OF THE TOMATO VALUE CHAIN IN EGYPT	01.2018	23,895	23,675	145,122	23,675
180107 INCLUSIVE AND SUSTAINABLE CLUSTER DEVELOPMENT IN UPPER EGYPT	06.2018	23,895	22,867	23,896	22,867
180166 ENABLING ACTIVITIES FOR HFC PHASE-DOWN IN EGYPT	08.2018	1,674	1,674	105,000	1,674
EL SALVADOR					
150112 PROGRAMMING EXERCISE FOR THE DEVELOPMENT AND FORMULATION OF EL SALVADOR'S COUNTRY PROGRAMME FRAMEWORK	11.2015	21,694	20,801	125,689	96,869
ERITREA					
100309 ENABLING ACTIVITIES TO REVIEW AND UPDATE THE NATIONAL IMPLEMENTATION PLAN FOR THE STOCKHOLM CONVENTION ON PERSISTENT ORGANIC POLLUTANTS (POPS)	04.2014	1,193	1,193	136,600	136,600
104040 ENABLING ACTIVITIES TO FACILITATE EARLY ACTION ON THE IMPLEMENTATION OF THE STOCKHOLM CONVENTION ON PERSISTENT ORGANIC POLLUTANTS IN ERITREA	03.2007	(500)	(500)	345,393	345,393
120491 HCFC PHASE-OUT MANAGEMENT PLAN (STAGE I)	11.2012	44,003	44,448	119,821	100,058
ESWATINI					
120025 ENABLING ACTIVITIES TO REVIEW AND UPDATE THE NATIONAL IMPLEMENTATION PLAN FOR THE STOCKHOLM CONVENTION ON PERSISTENT ORGANIC POLLUTANTS (POPS) – SWAZILAND	03.2013	(365)	(365)		198,000
140302 COUNTRY PROGRAMME TO SUPPORT INDUSTRIALIZATION IN SWAZILAND (2016–2019)	07.2016	162,398	41,934	210,016	86,554
ETHIOPIA					
101072 TECHNICAL ASSISTANCE PROJECT FOR UPGRADING OF THE ETHIOPIAN LEATHER AND LEATHER PRODUCTS INDUSTRY	05.2009	(16,399)	(14,864)	4,085,543	4,135,657
107157 ASSOCIATE EXPERT FOR ETHIOPIA – MS ELISA SABBION	11.2011	1,291	1,291	236,986	236,986
120026 ENABLING ACTIVITIES TO REVIEW AND UPDATE THE NATIONAL IMPLEMENTATION PLAN FOR THE STOCKHOLM CONVENTION ON PERSISTENT ORGANIC POLLUTANTS (POPS) IN ETHIOPIA	03.2013	(1,846)	(1,846)	224,126	224,126
120211 A PRIVATE PUBLIC PARTNERSHIP PROJECT: TRAINING ACADEMY IN HEAVY DUTY EQUIPMENT AND COMMERCIAL VEHICLES IN ETHIOPIA	09.2012	120,842	111,537	1,924,724	1,915,419
120227 INVESTMENT PROMOTION ON ENVIRONMENTALLY SOUND MANAGEMENT OF ELECTRICAL AND ELECTRONIC WASTE IN EAST AFRICA WITH FOCUS ON ETHIOPIA	05.2012	734	734	999,140	999,519
120619 HCFC PHASE-OUT MANAGEMENT PLAN (STAGE I)	12.2012	41,624	544	139,771	72,191
130144 IMPROVING THE SUSTAINABILITY AND INCLUSIVENESS OF THE ETHIOPIAN COFFEE VALUE CHAIN THROUGH PRIVATE AND PUBLIC PARTNERSHIP	12.2014	907,453	899,058	3,475,738	2,296,537
130164 PREPARATION OF FEASIBILITY STUDY AND BUSINESS PLAN FOR PILOTING INTEGRATED AGRO-FOOD PARKS (IAFP) IN ETHIOPIA	02.2014	0	(9)	522,253	474,047
140092 PRODUCTIVE WORK FOR YOUTH AND WOMEN THROUGH MSMES PROMOTION IN ETHIOPIA	01.2015	81,934	100,256	1,015,556	943,067

Identification number and title	PAD issuance date	Current year budget	Current year expenditure	Total budget	Total expenditure
140330 ESTABLISHING MORINGA-BASED ECONOMIC DEVELOPMENT PROGRAM TO IMPROVE THE LIVELIHOOD OF RURAL WOMEN IN ETHIOPIA	09.2016	405,097	406,759	1,056,027	1,030,965
140347 TRAINING INSTITUTE FOR COMMERCIAL VEHICLES DRIVERS IN ETHIOPIA: A PRIVATE-PUBLIC PARTNERSHIP PROJECT TO SUPPORT SPECIALIZED SKILLS DEVELOPMENT	06.2017	1,427,144	908,047	1,841,161	978,263
150037 PCP – PROGRAMME FOR COUNTRY PARTNERSHIP IN ETHIOPIA	03.2015	136,698	133,723	1,089,844	1,042,976
150201 PHASE 2 (EXTENSION) OF THE TECHNICAL ASSISTANCE PROJECT FOR THE UPGRADING OF THE ETHIOPIAN LEATHER AND LEATHER PRODUCTS INDUSTRY (SAP 101072)	01.2017	842,619	792,278	2,004,245	1,250,515
150409 SUPPORTING THE LOCAL MANUFACTURING OF ENERGY-EFFICIENT MITAD STOVES	02.2016	16,248	(343)	247,788	231,197
150410 TECHNICAL SUPPORT FOR THE IMPLEMENTATION OF AN INTEGRATED AGRO-INDUSTRIAL PARK IN ETHIOPIA	09.2016	324,360	320,152	1,482,105	1,187,203
150471 FIRST INTERNATIONAL AGRO-INDUSTRY INVESTMENT FORUM IN ETHIOPIA	03.2016	0	(1,528)	250,000	227,576
160044 REDUCING IRREGULAR MIGRATION IN NORTHERN ETHIOPIA	11.2016	142,906	140,677	371,802	369,923
160086 “ETHIOPIA – LEATHER INITIATIVE FOR SUSTAINABLE EMPLOYMENT CREATION (LISEC)”	06.2018	143,427	67,621	2,389,418	67,621
160089 UNIDO TECHNICAL ASSISTANCE TO THE PROJECT “STEMMING IRREGULAR MIGRATION IN NORTHERN AND CENTRAL ETHIOPIA”	09.2016	210,946	207,277	1,685,424	630,693
160110 ENGINEERING DESIGN WORK FOR INTEGRATED AGRO-INDUSTRIAL PARKS AND RURAL TRANSFORMATION CENTERS IN ETHIOPIA	06.2016	35,059	3,058	1,246,729	1,212,747
160252 UPGRADING THE LIVESTOCK VALUE CHAIN IN ETHIOPIA	12.2016	507,864	163,204	654,000	309,340
160276 TECHNICAL AND INSTITUTIONAL CAPACITY-BUILDING FOR INCREASING PRODUCTION AND DEVELOPING THE AQUACULTURE AND FISHERIES VALUE CHAINS IN ETHIOPIA	05.2017	464,942	465,753	1,327,434	560,731
170023 SECOND INTERNATIONAL INDUSTRY INVESTMENT FORUM IN ETHIOPIA	12.2017	227,159	227,442	265,000	227,442
170040 CAPACITY-BUILDING AND JOB CREATION FOR YOUTH AND WOMEN IN THE TEXTILE SECTOR IN MIGRATION PRONE AREAS OF ETHIOPIA	09.2017	480,900	462,094	1,033,244	509,244
170048 PA FOR FORMULATING A COMPREHENSIVE TA PROGRAM FOR SUPPORTING THE COMPETITIVENESS OF THE ETHIOPIAN TEXTILE INDUSTRY	04.2017	51,013	51,013	100,852	100,852
170052 SUPPORT TO THE GOVERNMENT OF ETHIOPIA ON THE IMPROVEMENT OF ITS STRATEGY AND POLICY FOR THE DEVELOPMENT OF TECHNOLOGY-BASED CHEMICAL INDUSTRY	09.2017	134,346	101,299	139,791	106,743
170068 IDENTIFYING AND RECOMMENDING A ROAD MAP TO ESTABLISH INDUSTRIAL ENTERPRISES RELATED TO ELECTRIC SYSTEMS AND APPLIANCES AND/OR ELECTRONICS IN REGIONAL INDUSTRIAL CLUSTERS	06.2017	691	(1,463)	30,795	28,640
170069 PA FOR FORMULATION OF CAPACITY BUILDING PROGRAMME ON INDUSTRIAL PARKS CREATION AND MANAGEMENT FOR PCP ETHIOPIA	05.2017	27,481	5,594	65,148	43,261
170072 SUPPORTING NATIONAL QUALITY INFRASTRUCTURE DEVELOPMENT IN ETHIOPIA	06.2017	5,327	5,136	34,470	37,672
170112 ETHIOPIA PCP STUDY TOUR	08.2017	(2,441)	(2,410)	39,733	43,854
170160 IMPROVING PUBLIC HEALTH BY SOLAR-POWERED WATER SANITATION SYSTEMS IN ETHIOPIA	03.2018	191,506	67,246	231,456	67,246

Identification number and title	PAD issuance date	Current year budget	Current year expenditure	Total budget	Total expenditure
170226 DAIRY FOR DEVELOPMENT (D4D): CREATING JOBS ALONG THE DAIRY VALUE CHAIN IN AMHARA STATE, ETHIOPIA. PHASE 1: NORTH GONDAR DAIRY VALUE CHAIN INCEPTION STUDY	05.2018	76,096	67,243	169,501	67,243
180164 JPO LUDOVICA AMATUCCI (ITALY)	11.2018	130,340	30,616	130,340	30,616
GABON					
105347 HCFC PHASE-OUT MANAGEMENT PLAN (STAGE I)	01.2011	113,287	32	249,900	98,694
130174 RENFORCEMENT DES CAPACITÉS EN PRODUCTION ET ANALYSE DE STATISTIQUES INDUSTRIELLES AU GABON	01.2014	(610)	(610)	62,112	62,112
140370 NATIONAL ACTION PLAN ON MERCURY IN THE ARTISANAL AND SMALL-SCALE GOLD MINING SECTOR IN GABON	10.2015	12,213	12,182	500,000	467,294
150380 ENABLING ACTIVITY TO REVIEW AND UPDATE THE NATIONAL IMPLEMENTATION PLAN FOR THE STOCKHOLM CONVENTION ON PERSISTENT ORGANIC POLLUTANTS (POPS) IN GABON.	10.2016	9,966	5,073	225,000	209,151
GAMBIA					
101119 AGRO/FISHERIES VALUE CHAIN PROJECT FOR THE GAMBIA	09.2010	(557)	0	177,114	180,655
103023 PROMOTING RENEWABLE ENERGY BASED MINI-GRIDS FOR PRODUCTIVE USES IN RURAL AREAS IN THE GAMBIA	09.2011	(5)	(1,389)	1,809,012	1,801,611
105412 HCFC PHASE-OUT MANAGEMENT PLAN (STAGE I)	12.2016	27,123	44,026	99,497	98,399
120623 IMPROVING ENERGY EFFICIENCY AND REDUCING ODS EMISSIONS IN THE INDUSTRIAL REFRIGERATION AND AIR CONDITIONING SECTOR	02.2014	24,738	23,396	548,384	542,418
130110 GREENING THE PRODUCTIVE SECTORS IN GAMBIA: PROMOTING THE USE AND INTEGRATION OF SMALL TO MEDIUM-SCALE RENEWABLE ENERGY SYSTEMS IN THE PRODUCTIVE SECTORS	03.2015	387,000	313,933	1,319,635	1,159,693
140379 ENHANCING CLIMATE CHANGE ADAPTATION CAPACITY OF SMALL SCALE ENTERPRISES AND COMMUNITIES IN GAMBIA#S ARTISANAL FISHERIES VALUE CHAINS TO SUSTAIN ECONOMIC LIVELIHOODS AND FOOD SECURITY	02.2018	50,000	41,873	50,000	41,873
160041 OPERATIONALIZATION OF THE SE4ALL ACTION AGENDA: PROMOTING INCLUSIVE, ENVIRONMENTALLY-SOUND AND LOW-CARBON DEVELOPMENT	05.2017	341,454	106,862	1,826,484	147,192
160052 PROGRAMMING EXERCISE FOR COUNTRY PROGRAMME IN THE ISLAMIC REPUBLIC OF THE GAMBIA (THE GAMBIA)	11.2016	12,611	8,929	38,123	36,152
170269 ENABLING ACTIVITIES FOR HFC PHASE-DOWN IN THE GAMBIA	12.2017	95,000	61,457	95,000	61,457
GEORGIA					
140115 PROGRAMMING EXERCISE FOR COUNTRY PROGRAMME IN GEORGIA	11.2015	4,837	4,821	33,294	33,634
140310 REDUCING GREENHOUSE GAS (GHG) EMISSIONS THROUGH IMPROVED ENERGY EFFICIENCY IN THE INDUSTRIAL SECTOR IN GEORGIA	12.2016	220,776	249,114	882,710	750,192
150202 GEORGIA – ODS ALTERNATIVES SURVEY	12.2015	13,094	13,094	40,000	40,000
150214 SOUND MANAGEMENT OF PCBS IN GEORGIA	07.2016	439,306	397,132	4,050,000	516,326
170047 EMPOWERING GEORGIA#S YOUTH THROUGH ENTREPRENEURSHIP	03.2017	767	564	14,730	15,444

Identification number and title	PAD issuance date	Current year budget	Current year expenditure	Total budget	Total expenditure
180255 IDENTIFICATION OF TYPICAL GEORGIAN FOOD/TERROIR PRODUCTS	11.2018	6,050	5,774	57,900	5,774
GHANA					
100317 IMPROVING SUSTAINABLE VALUE CHAINS FOR EXPORTS FROM GHANA	12.2012	1,187,315	1,158,492	4,880,568	4,851,746
100334 SUPPORTING GREEN INDUSTRIAL DEVELOPMENT IN GHANA: BIOGAS TECHNOLOGY AND BUSINESS FOR SUSTAINABLE GROWTH	09.2013	(1,971)	(1,900)	894,119	819,344
150169 NAP IN GHANA	08.2016	77,393	66,760	500,000	476,366
170220 WEST AFRICA COMPETITIVENESS PROGRAMME – GHANA COMPONENT	02.2018	23,895	23,886	2,739,752	23,886
GRENADA					
160271 HCFC PHASE-OUT MANAGEMENT PLAN (STAGE I, SECOND TRANCHE)_ GRENADA	12.2016	1,927	1,927	75,000	57,006
180241 ENABLING ACTIVITIES FOR HFC PHASE-DOWN	09.2018	4,000	45,000	50,000	45,000
GUATEMALA					
100117 ENVIRONMENTALLY SOUND MANAGEMENT AND DISPOSAL OF POLYCHLORINATED BIPHENYL (PCB)-CONTAINING EQUIPMENT AND DDT WASTES AND UPGRADE OF TECHNICAL EXPERTISE IN GUATEMALA	07.2014	(13)	(14)	81,015	81,015
105102 NATIONAL PHASE-OUT OF METHYL BROMIDE (PHASE II)	12.2012	167,669	118,192	2,032,753	1,983,275
120438 STRENGTHENING OF NATIONAL METROLOGY LABORATORY (CENAME) OF GUATEMALA	10.2014	(3,925)	(3,925)	69,501	69,501
140298 ENVIRONMENTALLY SOUND MANAGEMENT AND DISPOSAL OF POLYCHLORINATED BIPHENYL (PCB)-CONTAINING EQUIPMENT AND DISPOSAL OF DDT WASTES, AND UPGRADE OF TECHNICAL EXPERTISE IN GUATEMALA	12.2015	1,437,018	124,073	2,000,000	687,055
150101 MINIMATA CONVENTION INITIAL ASSESSMENT FOR GUATEMALA	03.2016	29,069	15,981	200,000	186,913
150438 GUATEMALA HPMP FOR HCFC-141B AND HCF-22	01.2016	34,788	33,594	96,625	64,304
GUINEA					
100185 PROMOTING DEVELOPMENT OF MULTI-PURPOSE MINI HYDRO POWER SYSTEMS	05.2012	1,150,387	196,851	2,193,948	1,224,787
120173 PROGRAMME NATIONAL D’EMPLOI SPÉCIFIQUE POUR LES JEUNES ET LES FEMMES DANS LE SECTEUR D’ASSAINISSEMENT DES DÉCHETS SOLIDES EN GUINÉE (PROJECT FOR ECONOMIC INTEGRATION AND SUPPORT OF YOUNG PEOPLE AND WOMEN AT RISK IN THE RECYCLING SECTOR IN GUINEA)	04.2014	1,847	1,847	1,791,517	1,791,517
120220 SUPPORTING JOB TRAINING FOR YOUTH IN GUINEA/APPUI À LA FORMATION À L’EMPLOI DES JEUNES EN GUINÉE	06.2012	(3,207)	(3,040)	2,521,671	2,363,068
140023 PROGRAMME DE COOPÉRATION TECHNIQUE ENTRE L’ONU ET LA RÉPUBLIQUE DE GUINÉE	04.2014	(1,087)	(1,000)	181,122	165,615
140328 APPUI AU PROGRAMME NATIONAL DE RÉINSERTION SOCIOÉCONOMIQUE DES JEUNES (FILLES ET GARÇONS) EXASSOCIÉS DE L’ARMÉE ET AUTRES JEUNES VULNÉRABLES (FILLES ET GARÇONS)	03.2015	(1,021)	(1,021)	410,891	410,891
160223 ECONOMIC EMPOWERMENT, SOCIAL REHABILITATION AND CITIZEN PARTICIPATION OF 500 YOUTH IN SAFETY AND VIOLENCE PREVENTION IN GUINEA	08.2017	67,342	67,490	150,000	95,922

Identification number and title	PAD issuance date	Current year budget	Current year expenditure	Total budget	Total expenditure
GUINEA-BISSAU					
130007 PROMOTING INVESTMENTS IN SMALL TO MEDIUM SCALE RENEWABLE ENERGY TECHNOLOGIES IN THE ELECTRICITY SECTOR	07.2013	0	(37)	90,384	90,347
130012 PROMOTING INVESTMENTS IN SMALL TO MEDIUM SCALE RENEWABLE ENERGY TECHNOLOGIES IN THE ELECTRICITY SECTOR	10.2014	127,420	98,591	2,087,161	2,053,272
130168 ENABLING ACTIVITIES TO REVIEW AND UPDATE THE NATIONAL IMPLEMENTATION PLAN UNDER THE STOCKHOLM CONVENTION ON PERSISTENT ORGANIC POLLUTANTS (POPS) – IN GUINEA-BISSAU	11.2013	(219)	(219)	171,749	171,749
160067 GUINEA-BISSAU: FORMULATION FOR COUNTRY PROGRAMME	11.2016	11,992	9,427	38,107	37,087
160282 HCFC PHASE OUT MANAGEMENT PLAN SECOND TRANCHE – GUINEA BISSAU	12.2016	23,295	21,393	75,000	64,549
HAITI					
160020 REPARH – RENFORCER LA PARTICIPATION D’HAÏTI AU COMMERCE RÉGIONAL ET INTERNATIONAL	04.2016	8,213	1	21,991	14,622
HONDURAS					
105112 HCFC PHASE-OUT MANAGEMENT PLAN (STAGE I)	06.2016	16,978	16,485	363,111	304,476
150237 ODS ALTERNATIVES SURVEY – HONDURAS	07.2015	7,057	7,057	70,000	70,000
HUNGARY					
120605 REGIONAL PROGRAMME FOR SOCIAL INCLUSION – PHASE I: THE CASE OF HUNGARY	11.2015	(8,973)	(8,667)	197,428	207,124
INDIA					
100115 PPG – DEVELOPMENT AND PROMOTION OF NON-POPS ALTERNATIVES TO DDT	03.2013	947	947	213,500	213,500
100230 KANPUR LEATHER DEVELOPMENT PROJECT 2015–2017	11.2015	249,690	168,689	884,956	803,955
100245 SUPPORTING SMALL AND MEDIUM-SIZED MANUFACTURERS IN THE AUTOMOTIVE COMPONENT INDUSTRY IN INDIA: DEEPENING AND WIDENING THE SERVICES PROVIDED WITHIN THE FRAMEWORK OF THE UNIDO-ACMA-DHI PARTNERSHIP PROGRAMME	07.2014	93,601	93,601	877,663	877,663
103029 PROMOTING ENERGY EFFICIENCY AND RENEWABLE ENERGY IN SELECTED MICRO, SMALL AND MEDIUM ENTERPRISES (MSME) CLUSTERS IN INDIA	04.2011	511,793	(2,546,321)	7,281,354	4,016,032
104044 ENVIRONMENTALLY SOUND MANAGEMENT AND FINAL DISPOSAL OF PCBS IN INDIA	01.2010	215,670	192,155	14,100,000	12,641,565
104160 ENVIRONMENTALLY SOUND MANAGEMENT OF MEDICAL WASTES IN INDIA	11.2011	1,011,228	950,574	10,000,000	7,888,658
110040 PROMOTING BUSINESS MODELS FOR INCREASING PENETRATION AND SCALING UP OF SOLAR ENERGY IN INDIA (PPG)	04.2012	(11)	(11)	134,419	135,866
120095 ORGANIC WASTE STREAMS FOR INDUSTRIAL RENEWABLE ENERGY APPLICATIONS IN INDIA (MAIN PHASE)	04.2015	352,107	100,289	3,333,000	428,684
120182 PROMOTING ULTRA LOW-HEAD MICRO HYDROPOWER TECHNOLOGY TO INCREASE ACCESS TO RENEWABLE ENERGY FOR PRODUCTIVE USES IN RURAL INDIA	02.2013	(42)	(9,806)	1,235,678	1,221,610
120262 PROMOTING MARKET TRANSFORMATION FOR ENERGY EFFICIENCY IN MICRO, SMALL AND MEDIUM ENTERPRISES	08.2015	1,320,613	1,094,835	4,465,455	2,614,677

Identification number and title	PAD issuance date	Current year budget	Current year expenditure	Total budget	Total expenditure
120304 PROMOTING INDUSTRIAL ENERGY EFFICIENCY THROUGH ENERGY MANAGEMENT STANDARD, SYSTEM OPTIMIZATION AND TECHNOLOGY INCUBATION IN INDIA	12.2012	(817)	(814)	66,259	66,262
120345 GEF UNIDO CLEANTECH PROGRAMME FOR SMES IN INDIA	04.2013	14,246	14,246	975,272	975,272
130149 PROMOTING BUSINESS MODELS FOR INCREASING PENETRATION AND SCALING UP OF SOLAR ENERGY	01.2014	332,148	308,480	4,365,174	3,236,959
140377 INTERNATIONAL CENTRE FOR INCLUSIVE AND SUSTAINABLE INDUSTRIAL DEVELOPMENT (ICISID)	05.2015	174,985	166,593	691,681	606,289
150058 DEVELOPMENT AND PROMOTION OF NON-POPS ALTERNATIVE TO DDT	07.2015	2,329,999	2,164,433	8,300,000	3,349,399
150188 FACILITY FOR LOW CARBON TECHNOLOGY DEPLOYMENT	02.2016	1,124,405	1,106,280	8,712,328	1,728,874
150267 DEVELOPMENT AND ADOPTION OF APPROPRIATE TECHNOLOGIES FOR ENHANCING PRODUCTIVITY IN THE CEMENT SECTOR	12.2015	292,608	102,452	1,124,500	934,343
150282 DEVELOPMENT AND ADOPTION OF APPROPRIATE TECHNOLOGIES FOR ENHANCING PRODUCTIVITY IN THE PAPER AND PULP SECTOR	12.2015	601,587	75,823	1,455,000	929,236
150312 SUSTAINABLE CITIES, INTEGRATED APPROACH PILOT IN INDIA	01.2016	1,724,298	1,116,958	12,374,757	1,775,772
160018 FORUM "THINKING OUT OF THE BOX – INNOVATION FOR INDUSTRY AND INDUSTRY FOR INNOVATION"	02.2016	(656)	(599)	23,008	25,635
160072 DEVELOPMENT AND ADOPTION OF APPROPRIATE TECHNOLOGIES FOR ENHANCING PRODUCTIVITY IN THE INDIAN BICYCLE AND BICYCLE PARTS SECTOR	12.2016	685,235	685,506	1,630,500	1,134,323
170127 INDIA COUNTRY PROGRAMME FORMULATION	10.2017	7,057	6,753	21,793	23,158
180290 MODERNIZATION AND GREENING OF SMALL AND MEDIUM INDUSTRIES IN INDIA	11.2018	11,828	5,681	20,959	5,681

INDONESIA

100224 NATIONAL RESOURCE EFFICIENT AND CLEANER PRODUCTION (RECP) PROGRAMME INDONESIA	05.2012	786,105	660,031	3,961,861	2,760,669
103031 PROMOTING INDUSTRIAL ENERGY EFFICIENCY THROUGH SYSTEM OPTIMIZATION AND ENERGY MANAGEMENT STANDARDS IN INDONESIA	04.2011	109,440	95,797	2,235,927	2,224,876
105118 HCF PHASE-OUT MANAGEMENT PLAN (STAGE I, PHASE II)	08.2011	(443)	(443)	776,842	776,842
120042 ENABLING ACTIVITIES TO REVIEW AND UPDATE THE NATIONAL IMPLEMENTATION PLAN FOR THE STOCKHOLM CONVENTION ON PERSISTENT ORGANIC POLLUTANTS (POPS) – IN INDONESIA	10.2012	(828)	(828)	223,940	223,940
120110 INCREASING TRADE CAPACITIES OF SELECTED VALUE CHAINS WITHIN THE FISHERIES SECTOR IN INDONESIA	11.2013	1,199,169	1,180,664	3,826,570	3,207,873
130249 INTRODUCTION OF AN ENVIRONMENTALLY SOUND MANAGEMENT AND DISPOSAL SYSTEM FOR PCBs WASTES AND PCB-CONTAMINATED EQUIPMENT – IN INDONESIA (PIF)	10.2013	2,794,135	2,277,221	6,000,000	3,777,002
160022 UNIDO-INDONESIA COUNTRY PROGRAMME, 2016–2020	04.2016	52,747	44,150	199,508	115,472
180127 TEMPE VALUE CHAIN DEVELOPMENT THROUGH INTENSIFICATION OF HIGH QUALITY SOYBEAN PRODUCTION AND INNOVATIVE TEMPE INDUSTRIAL PROCESSES	06.2018	17,921	4,874	17,343	4,874

IRAN (ISLAMIC REPUBLIC OF)

105122 HCFC PHASE-OUT MANAGEMENT PLAN (STAGE I)	12.2012	4,028	(1,712)	2,494,218	2,484,937
--	---------	-------	---------	-----------	-----------

Identification number and title	PAD issuance date	Current year budget	Current year expenditure	Total budget	Total expenditure
120506 INDUSTRIAL ENERGY EFFICIENCY IN KEY SECTORS IN ISLAMIC REPUBLIC OF IRAN	10.2012	409,138	410,248	6,504,554	6,475,795
120595 SAFFRON INDUSTRY VALUE CHAIN DEVELOPMENT	01.2014	(37,974)	(37,974)	369,598	369,598
140137 BUSINESS DEVELOPMENT AND SUSTAINABLE JOB CREATION IN IRAN WITH SPECIAL EMPHASIS ON HIGH IMPACT SECTORS DEVELOPMENT (E.G. AGRO-INDUSTRIES AND RELATED)	03.2015	400,379	401,596	3,114,605	1,761,928
140349 SUBCONTRACING AND PARTNERSHIP EXCHANGE CENTRE IN ESFAHAN, IRAN	04.2016	32,808	33,050	145,599	142,485
150200 HCFC PHASE-OUT INVESTMENT ACTIVITIES (STAGE II) (POLYURETHANE FOAM SECTOR)	06.2015	308,503	339,216	949,124	447,651
160023 UNIDO-IRAN COUNTRY PROGRAMME FRAMEWORK 2017–2021	01.2017	2,368	1,421	33,261	34,320
160186 PROMOTING INTEGRATION OF FISHERY AND ANCILLARY INDUSTRIES IN CHABAHAR INTO REGIONAL AND GLOBAL MARKETS THROUGH UPGRADING AND MARKET ACCESS PROMOTION	04.2017	405,353	404,113	442,478	441,238
170050 SUPPORTING SUSTAINABLE DEVELOPMENT OF STONE INDUSTRY IN IRAN	06.2017	35,842	816	34,283	816

IRAQ

100209 STRENGTHENING THE NATIONAL QUALITY INFRASTRUCTURE TO FACILITATE TRADE AND ENHANCE CONSUMER PROTECTION	01.2012	170,941	39,806	11,363,660	11,232,525
105127 REPLACEMENT OF REFRIGERANT CFC-12 WITH ISOBUTANE AND FOAM BLOWING AGENT CFC-11 WITH CYCLOPENTANE IN THE MANUFACTURE OF DOMESTIC REFRIGERATORS AND CHEST FREEZERS AT LIGHT INDUSTRIES COMPANY	05.2009	0	1,347	2,161,581	1,920,462
105128 NATIONAL PHASE-OUT PLAN	07.2009	8,061	1,347	4,656,227	4,430,577
105130 TECHNICAL ASSISTANCE FOR ALTERNATIVES TO METHYL BROMIDE	12.2010	0	(5,146)	211,970	184,881
140366 PREPARATION OF STAGE II OF HCFC PHASE-OUT MANAGEMENT PLAN (HPMP) OF IRAQ	12.2014	25,000	23,451	25,000	23,451
150328 INTEGRATED STABILIZATION, ECONOMIC RECOVERY AND RECONSTRUCTION SUPPORT FOR DISPLACED PERSONS AND RETURNEES IN IRAQ	03.2016	(9,909)	(9,909)	1,314,430	1,314,430
160047 CREATING EMPLOYMENT AND IMPROVING FOOD SECURITY FOR SYRIAN REFUGEES, IRAQI INTERNALLY DISPLACED PERSONS, RETURNEES AND HOST COMMUNITIES IN NORTHERN IRAQ	12.2016	204,574	198,297	364,103	376,102
160138 INTEGRATED STABILIZATION, ECONOMIC RECOVERY AND RECONSTRUCTION SUPPORT FOR DISPLACED PERSONS AND RETURNEES IN IRAQ (PHASE 2)	03.2017	249,051	246,044	739,779	736,771
160157 CREATING EMPLOYMENT AND IMPROVING FOOD SECURITY FOR REFUGEES, INTERNALLY DISPLACED PERSONS AND HOST COMMUNITIES IN NORTHERN IRAQ	03.2017	298,481	298,481	789,880	789,880
160203 INVESTMENT PROMOTION FOR IRAQ # PHASE II	05.2018	20,214	14,296	19,973	14,296
170173 ENHANCING YOUTH EMPLOYABILITY AMONG SYRIAN REFUGEES, INTERNALLY DISPLACED PERSONS AND HOST COMMUNITIES IN THE KURDISTAN REGION OF IRAQ	03.2018	1,204,297	929,332	1,592,920	929,332
170210 RESILIENCE-BUILDING AND IMPROVED EMPLOYMENT OPPORTUNITIES THROUGH VOCATIONAL TRAINING FOR INTERNALLY DISPLACED PERSONS, REFUGEES, AND HOST COMMUNITIES IN NORTHERN IRAQ	06.2018	72,033	70,582	389,571	70,582

Identification number and title	PAD issuance date	Current year budget	Current year expenditure	Total budget	Total expenditure
170211 RESILIENCE-BUILDING THROUGH IMMEDIATE LIVELIHOOD AND INCOME GENERATION FOR INTERNALLY DISPLACED PERSONS, REFUGEES, AND HOST COMMUNITIES IN HARSHM CAMP	06.2018	55,133	59,763	307,977	59,763
JORDAN					
105420 HCFC PHASE-OUT MANAGEMENT PLAN (STAGE I)	12.2015	76	76	91,374	91,374
120373 ENABLING ACTIVITIES TO REVIEW AND UPDATE THE NATIONAL IMPLEMENTATION PLAN FOR THE STOCKHOLM CONVENTION ON PERSISTENT ORGANIC POLLUTANTS (POPS)	06.2013	7,694	7,694	152,068	157,206
140045 JOR-DEMONSTRATION OF NON-HFC ALTERNATIVES TO HCFC-22 IN RETAIL INSTALLATIONS IN COUNTRIES WITH HIGH AMBIENT TEMPERATURES	10.2016	56,906	7,874	565,421	516,389
140234 CREATING EMPLOYMENT AND IMPROVING FOOD SECURITY IN THE HOST COMMUNITIES OF SYRIAN REFUGEES IN NORTHERN AND CENTRAL BADIA IN JORDAN	03.2016	(4,867)	(4,867)	1,630,134	1,630,134
140306 HFC INVENTORIES – JORDAN AND SOUTH AFRICA	03.2016	(113)	(113)	125,006	125,006
150453 PREPARATION FOR HCFC PHASE-OUT INVESTMENT ACTIVITIES (STAGE II) (RIGID POLYURETHANE FOAM SECTOR)	12.2015	283,447	67,127	446,832	127,826
160056 EMPLOYMENT CREATION AND PROMOTION OF INCOME-GENERATING ACTIVITIES FOR VULNERABLE GROUPS AFFECTED BY THE SYRIAN REFUGEE CRISIS IN NORTHERN JORDAN	09.2017	161,402	158,752	387,552	170,800
170179 CREATING JOBS TO ENHANCE ECONOMIC RESILIENCE AND SOCIAL STABILIZATION IN THE NORTHERN REGION OF JORDAN	03.2018	20,991	19,737	176,991	19,737
KAZAKHSTAN					
140213 IMPROVING INDUSTRIAL SMES – PRODUCTIVITY AND COMPETITIVENESS IN LIGHT	03.2017	26,504	4,240	46,478	26,652
140333 STRENGTHENING STANDARDIZATION, QUALITY ASSURANCE, ACCREDITATION AND METROLOGY (SQAM) INFRASTRUCTURE IN KAZAKHSTAN	05.2017	35,842	18,723	35,105	18,723
KENYA					
120038 STRENGTHENING THE TECHNICAL SERVICE CAPABILITIES OF THE KENYA INDUSTRIAL RESEARCH AND DEVELOPMENT INSTITUTE (KIRDI) IN COLLABORATION WITH THE KENYA SUBCONTRACTING AND PARTNERSHIP EXCHANGE PROGRAMME (SPX)	02.2014	509	509	171,161	171,161
120568 SUSTAINABLE CONVERSION OF WASTE INTO CLEAN ENERGY TO REDUCE GHG EMISSIONS IN KENYA	11.2015	1,111,898	287,643	1,999,998	1,175,743
130016 STANDARDS AND MARKET ACCESS PROGRAMME FOR KENYA'S ANIMAL AND PLANT-BASED PRODUCTS	04.2014	(443)	(455)	903,440	837,893
150435 DEMONSTRATION AND TRANSFER OF ENVIRONMENTALLY SOUND TECHNOLOGY FOR WATER TREATMENT. PHASE II	06.2016	36,830	25,371	108,065	105,026
170183 IMPROVING COMPETITIVENESS AND TRADE FOR SELECTED VALUE CHAINS	10.2017	8,652	9,063	862,931	23,678
KUWAIT					
120511 HCFC PHASE-OUT MANAGEMENT PLAN (HPMP) KUWAIT (STAGE I)	05.2012	172,637	172,579	6,886,378	6,806,070
150450 FEASIBILITY STUDY COMPARING THREE NOT-IN-KIND TECHNOLOGIES FOR USE IN CENTRAL AC IN KUWAIT	01.2016	30,156	28,929	63,521	62,294

Identification number and title	PAD issuance date	Current year budget	Current year expenditure	Total budget	Total expenditure
180141 COUNTRY PROGRAMME FOR KUWAIT	09.2018	110,840	11,033	106,414	11,033
KYRGYZSTAN					
120410 FEASIBILITY STUDY FOR THE ESTABLISHMENT OF A FRUIT AND VEGETABLE SUPPLY-CHAIN	04.2013	(8)	(9)	212,198	219,461
140116 PROMOTING COMMUNITY LEVEL JOB CREATION AND INCOME GENERATING ACTIVITIES THROUGH THE DEVELOPMENT OF COST-EFFECTIVE BUILDING MATERIALS PRODUCTION IN KYRGYZSTAN	09.2014	25,408	15,270	1,769,912	1,759,774
150245 LINKING THE TOURISM INDUSTRY TO PRODUCTIVE ACTIVITIES IN THE ISSYK-KUL REGION OF THE KYRGYZ REPUBLIC	07.2016	334,996	335,845	1,571,914	793,245
160107 PROGRAMME FOR COUNTRY PARTNERSHIP FOR KYRGYZSTAN	08.2017	(829)	(829)	215,496	64,914
170059 STRATEGY OF INDUSTRIAL DEVELOPMENT OF KYRGYZSTAN	01.2018	313,469	229,270	311,575	229,270
180061 INCREASING SME TRADE COMPETITIVENESS ALONG AGRO AND TEXTILE VALUE CHAINS	04.2018	29,869	28,716	29,859	28,716
LAO PEOPLE'S DEMOCRATIC REPUBLIC					
100116 PCB MANAGEMENT AND DISPOSAL AT THE ENERGY SECTOR	01.2013	1,341	1,341	57,956	57,956
140016 SUPPORTING THE ENHANCEMENT OF INDUSTRIAL STATISTICS IN LAO PDR	01.2015	163,009	159,329	730,000	726,321
140057 REDUCING OF GREENHOUSE GAS (GHG) EMISSIONS IN THE INDUSTRIAL SECTOR THROUGH PELLETIZATION TECHNOLOGY IN LAO PDR	11.2015	533,374	138,795	1,268,539	373,960
140157 PCB MANAGEMENT AND DISPOSAL AT THE ENERGY SECTOR	05.2014	218,288	31,458	1,400,000	456,168
LEBANON					
101081 COMMUNITY EMPOWERMENT AND LIVELIHOODS ENHANCEMENT PROJECT	12.2010	0	(1,885)	1,773,014	1,810,611
140191 SUPPORT FOR HOST COMMUNITIES IN LEBANON AFFECTED BY THE HIGH INFLUX OF SYRIAN REFUGEES	12.2014	(1,962)	(1,832)	914,575	829,844
140357 PILOT DEMONSTRATION PROJECT ON ODS WASTE MANAGEMENT AND DISPOSAL	12.2014	22,842	14,385	123,475	115,018
150187 SUPPORTING THE DEVELOPMENT OF INDUSTRIAL ZONES IN LEBANON (BAALBEK, TOURBOL AND JOUNE)	01.2016	(167)	(153)	482,422	481,478
150311 CREATING SUSTAINABLE LIVELIHOODS FOR COMMUNITIES AFFECTED BY INFLUX OF SYRIAN REFUGEES IN NORTHERN LEBANON THROUGH IMPROVING JOB OPPORTUNITIES IN THE FURNITURE SECTOR	04.2016	(4,884)	(4,884)	862,456	862,456
150419 LEBANON COUNTRY PROGRAMME FRAMEWORK FOR INCLUSIVE AND SUSTAINABLE INDUSTRIAL DEVELOPMENT TIME FRAME (2015–2018)	01.2018	23,066	22,677	48,801	22,677
160024 SUPPORT FOR HOST COMMUNITIES IN LEBANON AFFECTED BY THE HIGH INFLUX OF SYRIAN REFUGEES	12.2016	226,687	130,534	376,374	291,548
160098 STRENGTHENING JOB CREATION AND CREATIVITY IN THE AGRO-INDUSTRIAL SECTOR IN LEBANON	03.2018	143,958	81,318	356,581	81,318
160147 CREATING JOBS IN THE AGRO-FOOD SECTOR IN LEBANON THROUGH SKILLS TRAINING AND IMPROVEMENT OF MANUFACTURING CAPACITIES	03.2017	163,073	159,902	524,196	525,236
160254 SUPPORTING THE DEVELOPMENT OF SELECTED AGRO-FOOD VALUE CHAINS	10.2017	207,076	212,987	505,941	231,324
170026 SUPPORTING THE DEVELOPMENT OF INDUSTRIAL ZONES IN LEBANON – PHASE II	04.2018	275,469	267,572	546,930	289,074
170150 CONSTRUCTION SKILLS TRAINING FOR ALL	03.2018	274,982	204,119	274,982	204,119

Identification number and title	PAD issuance date	Current year budget	Current year expenditure	Total budget	Total expenditure
170270 Project preparation for HFC-related projects in the manufacturing sector at Lematic Industries to gain experience in ICCs and IOCs associated with the phase-down of HFCs in domestic refrigeration	12.2017	25,000	24,034	30,000	24,034
180160 Conversion from HFC-134a and HFC-404A to R-600a and R-290 in domestic refrigeration at Lematic Industries	08.2018	511,929	1,023,858	1,053,858	1,023,858
LESOTHO					
120080 Enabling Activities (EA) to review and update the national implementation plan for the Stockholm Convention on persistent organic pollutants (POPs)	05.2013	0	23	150,000	146,522
LIBERIA					
100330 INSTALLATION OF MULTI-PURPOSE MINI-HYDRO INFRASTRUCTURE (FOR ENERGY AND IRRIGATION)	08.2012	84,698	49,596	1,790,873	1,756,443
160006 THE PROJECT FOR PROMOTING YOUTH EMPLOYMENT BY SUPPORTING TECHNICAL AND VOCATIONAL EDUCATION IN LIBERIA	04.2016	226,606	229,695	1,563,112	1,566,201
160019 HUMAN SECURITY # PUBLIC PRIVATE PARTNERSHIP INITIATIVE: PROMOTING INCLUSIVE AND SUSTAINABLE INDUSTRIAL DEVELOPMENT IN POST-CRISIS LIBERIA	02.2016	(695)	(618)	19,684	20,011
160082 SUPPORT TO TECHNICAL AND VOCATIONAL TRAINING FOR LIBERIA'S YOUTH	06.2016	738,695	501,291	7,078,183	540,841
160172 PROMOTING SOCIAL STABILIZATION THROUGH VOCATIONAL TRAINING AND JOB CREATION FOR VULNERABLE PEOPLE AND COMMUNITIES IN POST-EBOLA LIBERIA	03.2017	231,859	228,002	528,319	524,462
170166 PROMOTING SOCIAL STABILITY BY PROVIDING TECHNICAL AND VOCATIONAL TRAINING FOR VULNERABLE PEOPLE IN COMMUNITIES AFFECTED BY CONCESSION PROJECTS IN GRAND BASSA COUNTY, LIBERIA	03.2018	433,026	435,794	530,973	435,794
LIBYA					
105145 PHASE-OUT OF METHYL BROMIDE IN HORTICULTURE: TOMATOES, CUCUMBERS, PEPPERS AND OTHERS	03.2010	19,054	19,054	1,240,264	1,240,264
105147 PREPARATION OF HCFC PHASE-OUT MANAGEMENT PLAN	12.2015	848,627	47,630	2,044,811	1,052,920
105353 RENEWAL OF INSTITUTIONAL STRENGTHENING PROJECT (PHASE II AND III)	07.2015	63,945	63,538	592,997	450,046
150456 LIBYA – SURVEY OF ODS ALTERNATIVES AT THE NATIONAL LEVEL	12.2015	9,543	9,543	109,761	109,761
MADAGASCAR					
105354 HCFC PHASE-OUT MANAGEMENT PLAN (STAGE I)	01.2011	67,446	24,423	260,000	163,977
120094 INCREASED ENERGY ACCESS FOR PRODUCTIVE USE THROUGH SMALL HYDROPOWER DEVELOPMENT IN RURAL AREAS – MADAGASCAR (MAIN PHASE)	07.2015	357,554	243,138	2,855,000	1,085,055
120588 SUPPORT TO THE SEMI-INDUSTRIAL PROCESSING OF SUGAR CANE – APPUI À LA TRANSFORMATION SEMI-INDUSTRIELLE DE LA CANNE À SUCRE À MADAGASCAR	04.2015	914,867	917,459	2,326,865	2,104,826
150043 INCREASE RESILIENCE AND LIVELIHOOD DIVERSIFICATION OF RURAL WOMEN COMMUNITIES THROUGH CREATIVE INDUSTRIES VALUE CHAIN DEVELOPMENT	08.2015	380,010	375,868	1,234,406	1,172,339

Identification number and title	PAD issuance date	Current year budget	Current year expenditure	Total budget	Total expenditure
180053 UNIDO COUNTRY PROGRAM OF TECHNICAL COOPERATION TO PROMOTE ISID IN MADAGASCAR (2018–2022)	06.2018	35,842	15,130	34,949	15,130
MALAWI					
105357 HCFC PHASE-OUT MANAGEMENT PLAN (STAGE I, FIRST TRANCHE)	12.2016	56,642	55,288	118,750	117,397
106075 MALAWI: MARKET ACCESS AND TRADE CAPACITY BUILDING SUPPORT FOR AGRO-INDUSTRIAL PRODUCTS AND THE DEVELOPMENT OF A ROBUST STANDARDIZATION, QUALITY ASSURANCE, ACCREDITATION AND METROLOGY (SQAM) INFRASTRUCTURE	08.2013	1,202,683	1,157,983	5,855,177	5,734,403
MALAYSIA					
103042 INDUSTRIAL ENERGY EFFICIENCY FOR MALAYSIAN MANUFACTURING SECTOR (IEEMMS)	06.2011	(43,967)	(43,967)	4,309,530	4,311,082
120096 GEF UNIDO CLEANTECH PROGRAMME FOR SMES IN MALAYSIA	04.2013	(34,167)	(34,167)	914,881	914,881
120264 GHG EMISSIONS REDUCTIONS IN TARGETED INDUSTRIAL SUB-SECTORS THROUGH EE AND APPLICATION OF SOLAR THERMAL SYSTEMS IN MALAYSIA	07.2014	697,641	503,580	4,000,000	1,511,041
120308 ENERGY EFFICIENCY AND LOW-CARBON TRANSPORT IN MALAYSIA (PREPARATORY ASSISTANCE)	06.2014	121	121	50,000	50,000
120309 ENERGY EFFICIENCY AND LOW-CARBON TRANSPORT IN MALAYSIA	10.2015	1,209,559	837,252	2,000,000	1,627,694
150046 SUSTAINABLE-CITY DEVELOPMENT IN MALAYSIA	02.2017	338,597	38,238	2,842,319	1,158,691
MALI					
140284 SUPPORTING THE RESILIENCE CAPACITY OF YOUTH AND WOMEN IN GAO AND TIMBUKTU REGIONS AFTER ARMED CONFLICT	02.2015	82	(31,468)	1,195,803	1,158,201
MAURITANIA					
150022 COUNTRY PROGRAMMING FRAMEWORK FOR AN INCLUSIVE AND SUSTAINABLE INDUSTRIAL DEVELOPMENT FOR THE ISLAMIC REPUBLIC OF MAURITANIA	09.2017	128,990	44,477	169,551	85,883
150276 ENABLING ACTIVITIES TO REVIEW AND UPDATE THE NATIONAL IMPLEMENTATION PLAN FOR THE STOCKHOLM CONVENTION ON PERSISTENT ORGANIC POLLUTANTS (POPS)	02.2016	8,637	8,525	180,000	176,677
MEXICO					
100034 DEMONSTRATION PROJECT FOR DISPOSAL OF UNWANTED ODS IN MEXICO	12.2011	0	(63)	403,873	362,007
104047 INTEGRATED ASSESSMENT AND MANAGEMENT OF THE GULF OF MEXICO LARGE MARINE ECOSYSTEM	01.2009	(1,525)	(1,525)	4,505,859	4,504,186
105162 HCFC PHASE-OUT MANAGEMENT PLAN (STAGE I)	12.2015	15,492	14,694	1,948,024	1,947,225
105166 HPMP UMBRELLA PROJECT FOR CONVERSION FROM HCFC-141B TO CYCLOPENTANE INSULATION FOAM BLOWING TECHNOLOGY AT THREE REFRIGERATION APPLIANCES MANUFACTURING ENTERPRISES: FERSA, FRIGOPANEL AND METALFRIO	09.2011	41,483	(13,308)	2,195,620	2,122,820
105178 DEMONSTRATION PROJECT FOR DISPOSAL OF UNWANTED ODS IN MEXICO	05.2011	(929)	(929)	925,131	925,131

Identification number and title	PAD issuance date	Current year budget	Current year expenditure	Total budget	Total expenditure
120631 EXTENSION OF INSTITUTIONAL STRENGTHENING IN MEXICO TO IMPLEMENT MONTREAL PROTOCOL – PHASE IX AND XII	07.2017	173,400	198,691	1,126,228	760,359
130285 IMPLEMENTATION OF THE STRATEGIC ACTION PROGRAM OF THE GULF OF MEXICO LARGE MARINE ECOSYSTEM	12.2014	(1,932)	(1,932)	297,975	297,975
140156 HCFC PHASE OUT MANAGEMENT PLAN (STAGE II)	12.2014	773,273	595,959	8,334,289	4,676,368
140305 SAP IMPLEMENTATION FOR THE GOM LME-FSP	01.2017	(2,903,438)	(2,903,438)	712,587	712,587
150211 SURVEY OF ODS ALTERNATIVES AT THE NATIONAL LEVEL	07.2015	2,326	2,326	89,701	89,701
170255 ENABLING ACTIVITIES FOR HFC PHASE-DOWN IN MEXICO	12.2017	126,719	127,155	220,000	127,155
170260 CONVERSION OF COMMERCIAL REFRIGERATION MANUFACTURING IN TWO FACILITIES FROM THE USE OF HFC-134A AND R-404A AS THE REFRIGERANTS TO PROPANE (R-290) AND ISOBUTANE (R-600A) AT IMBERA	12.2017	30,000	29,847	1,048,123	29,847
180015 PILOT PROJECT FOR THE SUBSTITUTION OF OLD DOMESTIC/COMMERCIAL REFRIGERATION APPLIANCES WITH NEW ENERGY EFFICIENT PRODUCTS	08.2018	11,001	9,392	220,000	9,392
MONGOLIA					
104049 CAPACITY BUILDING FOR ENVIRONMENTALLY SOUND PCBs MANAGEMENT AND DISPOSAL	06.2009	(250)	(250)	2,749,822	2,749,806
104050 CAPACITY BUILDING FOR ENVIRONMENTALLY SOUND PCBs MANAGEMENT AND DISPOSAL	06.2011	(1,860)	(1,808)	24,088	24,648
140197 SUPPORT TO EMPLOYMENT CREATION IN MONGOLIA (SECIM)	02.2018	518,302	352,121	839,908	376,402
160016 ADVANCED MINIMATA INITIAL ASSESSMENT IN MONGOLIA	06.2017	52,186	40,895	200,000	121,509
MONTENEGRO					
105358 HCFC PHASE-OUT MANAGEMENT PLAN (STAGE I)	12.2013	39,658	39,629	350,889	349,142
130236 TRANSFER OF ENVIRONMENTALLY SOUND TECHNOLOGIES (TEST) FOR THE CLEAN-UP OF PORT MILENA CHANNEL	03.2014	261	1,142	267,390	255,162
130269 ENHANCING THE COMPETITIVENESS OF LOCAL SMES IN MONTENEGRO THROUGH CLUSTER DEVELOPMENT	05.2016	(560)	(560)	816,991	749,761
150451 COUNTRY PROGRAMMING FRAMEWORK FOR ISID IN MONTENEGRO 2017–2021	02.2016	29,883	20,983	98,576	62,701
170282 ENABLING ACTIVITIES FOR HFC PHASE-DOWN IN MONTENEGRO	12.2017	31,928	31,928	50,000	31,928
MOROCCO					
101058 PARTICIPATORY CONTROL OF DESERTIFICATION AND POVERTY REDUCTION IN THE ARID AND SEMI-ARID HIGH PLATEAU ECOSYSTEMS OF EAST	06.2009	(5,000)	(5,000)	5,972,987	5,972,987
104051 SAFE PCB MANAGEMENT PROGRAMME IN MOROCCO, PILLAR II – ENVIRONMENTALLY SOUND MANAGEMENT AND DISPOSAL OF PCB-CONTAMINATED TRANSFORMERS IN MOROCCO	09.2009	(5,587)	(5,587)	2,401,336	2,401,336
105421 HCFC PHASE-OUT MANAGEMENT PLAN (STAGE I)	11.2011	109,336	76,224	300,000	120,001
120625 PROJET D’ACCÈS AUX MARCHÉS DES PRODUITS AGROALIMENTAIRES ET DE TERROIR – (PAMPAT) – MAROC	10.2013	567,850	334,791	3,320,003	2,420,728
130066 ASSISTANCE TECHNIQUE À LA VALORISATION DES PRODUITS DU TERROIR DANS LA RÉGION DE L’ORIENTAL PHASE II	07.2014	(14,315)	(13,031)	99,475	96,771

Identification number and title	PAD issuance date	Current year budget	Current year expenditure	Total budget	Total expenditure
140139 TRAINING ACADEMY FOR HEAVY DUTY INDUSTRY EQUIPMENT AND COMMERCIAL VEHICLES (HDIECV)	12.2014	638,428	518,335	2,596,719	2,261,292
140303 PROJET AZIR ORIENTAL: APPUI À L'AMÉLIORATION DE LA COMPÉTITIVITÉ DE LA CHAÎNE DE VALEUR DU ROMARIN DANS L'ORIENTAL	10.2015	438,633	413,654	1,425,535	1,000,456
150259 H2O MAGHREB	06.2017	701,450	671,170	1,238,938	998,333
150302 REDUCING ECONOMIC VULNERABILITY FOR INCREASED STABILITY THROUGH INDUSTRIAL SKILLS DEVELOPMENT AND BUSINESS LINKAGES	03.2016	162	162	661,099	661,099
150386 CONVENTION POUR LE RENFORCEMENT DE LA RÉSILIENCE DES POPULATIONS RURALES DES PROVINCES DE SEFROU ET AZILAL FACE AUX CHANGEMENTS CLIMATIQUES	03.2017	847,291	622,739	2,038,967	738,967
150467 DEMONSTRATION OF THE USE OF LOW COST PENTANE FOAMING TECHNOLOGY FOR THE CONVERSION TO NON-ODS TECHNOLOGIES IN POLYURETHANE FOAMS AT SMALL AND MEDIUM ENTERPRISES.	01.2016	215,635	215,635	280,500	260,002
160070 GREENING COP22 IN MARRAKESH, MOROCCO	06.2016	67,917	62,557	1,826,484	1,821,124
160081 PROGRAMME FOR CLEANTECH INNOVATION AND GREEN JOBS IN MOROCCO	06.2016	686,251	376,742	1,365,174	986,119
170020 ACADÉMIE DE CONDUITE DE CAMIONS EN SÉCURITÉ	04.2018	206,630	118,106	1,353,734	118,106
170117 STRENGTHENING AND EXPANDING CAPACITIES OF PCB ELIMINATION OF THE STOCKHOLM CONVENTION ON POPS IN MOROCCO	01.2018	714,000	463,348	1,826,484	463,348
180052 PROGRAMME FOR COUNTRY PARTNERSHIP IN MOROCCO	04.2018	227,750	225,766	340,750	225,766

MOZAMBIQUE

100126 ENABLING ACTIVITIES TO REVIEW AND UPDATE THE NATIONAL IMPLEMENTATION PLAN FOR THE STOCKHOLM CONVENTION ON PERSISTENT ORGANIC POLLUTANTS – IN MOZAMBIQUE	08.2013	(1,079)	(993)	180,000	177,212
103009 JOINT PROGRAMME ON ENVIRONMENTAL MAINSTREAMING AND ADAPTATION TO CLIMATE CHANGE IN MOZAMBIQUE	09.2013	360	360	991,789	991,789
104104 MAINSTREAMING RESOURCE EFFICIENCY AND CLEANER PRODUCTION (RECP) IN MOZAMBIQUE'S ACCOMODATION SECTOR AND ITS SUPPLY CHAIN	05.2010	19	5	569,647	563,512
140103 NAP IN MOZAMBIQUE	06.2015	32,064	28,675	500,000	484,549
140114 MOZAMBIQUE COUNTRY PROGRAMMING FRAMEWORK (2014–2018)	04.2014	(5,974)	(5,495)	174,673	160,719
140405 SUPPORT TO MOZAMBIQUE'S SMES IN INVESTMENT PROMOTION	07.2015	178,697	176,690	410,024	413,843
150034 MORE AND BETTER JOBS IN CABO DELGADO PROVINCE AND NAMPULA PROVINCE – HARNESSING THE OPPORTUNITIES OF THE NEW ECONOMY IN MOZAMBIQUE	07.2015	68,768	68,449	425,072	424,753
150263 TOWARDS SUSTAINABLE ENERGY FOR ALL: PROMOTING MARKET-BASED DISSEMINATION OF INTEGRATED RENEWABLE ENERGY SYSTEMS FOR PRODUCTIVE ACTIVITIES IN RURAL AREAS	10.2015	414,052	265,852	2,932,937	347,950
180068 SUPPORT TO TRADE AND QI DEVELOPMENT IN MOZAMBIQUE	04.2018	23,895	23,729	23,891	23,729

MYANMAR

120027 MYANMAR: STRENGTHENING THE NATIONAL QUALITY INFRASTRUCTURE (NQI) FOR TRADE	10.2013	267,392	170,688	2,669,994	2,493,961
--	---------	---------	---------	-----------	-----------

Identification number and title	PAD issuance date	Current year budget	Current year expenditure	Total budget	Total expenditure
120402 ENABLING ACTIVITIES TO FACILITATE EARLY ACTION ON IMPLEMENTATION OF THE STOCKHOLM CONVENTION ON PERSISTENT ORGANIC POLLUTANTS (POPS) IN MYANMAR	04.2013	64,487	64,446	500,000	412,719
130042 IMPROVEMENT OF INDUSTRIAL ENERGY EFFICIENCY IN MYANMAR	12.2014	528,516	299,095	2,730,000	1,150,579
130043 IMPROVEMENT OF INDUSTRIAL ENERGY EFFICIENCY IN MYANMAR	06.2013	281	281	92,409	92,409
130248 PILOT NATIONAL RESOURCE EFFICIENT AND CLEANER PRODUCTION PROGRAMME FOR MYANMAR	05.2012	73,774	73,014	416,717	413,492
140175 UNIDO-MYANMAR COUNTRY PROGRAMME OF TECHNICAL COOPERATION 2015–2020	02.2016	52,606	29,484	135,702	113,229
140335 SUPPORT TO THE GOVERNMENT OF MYANMAR IN THE PREPARATION OF ITS INDUSTRIAL STRATEGY AND POLICY	09.2015	84,452	84,452	632,888	632,937
160258 STEEL KNOWLEDGE-SHARING IN MYANMAR FOR SUSTAINABLE RELATIONSHIPS AND STANDARDS	05.2017	29,524	29,016	64,800	64,293
170024 IMPROVING MYANMAR'S ENTREPRENEURIAL ECOSYSTEM TO INCREASE SME DEVELOPMENT AND JOB CREATION FOR YOUTH AND WOMEN	03.2017	799	793	21,030	22,189
170125 IMPROVING MYANMAR'S ENTREPRENEURIAL ECOSYSTEM TO INCREASE SME DEVELOPMENT AND JOB CREATION FOR YOUTH AND WOMEN, PHASE 1	02.2018	418,320	395,364	426,540	395,364
NAMIBIA					
170017 PROMOTING SUSTAINABLE BUSH-PROCESSING VALUE CHAINS IN NAMIBIA	09.2017	1,330,315	1,245,046	1,430,538	1,334,188
NEPAL					
100314 ENABLING ACTIVITIES TO REVIEW AND UPDATE THE NATIONAL IMPLEMENTATION PLAN FOR THE STOCKHOLM CONVENTION ON PERSISTENT ORGANIC POLLUTANTS (POPS)	03.2013	481	481	170,245	170,245
104052 ENVIRONMENTALLY SOUND MANAGEMENT AND DISPOSAL OF PCBS	01.2011	0	5	897,403	895,792
130204 PREPARATORY ASSISTANCE PHASE (PA) – YOUTH ENTREPRENEURSHIP DEVELOPMENT THROUGH ENTREPRENEURSHIP EDUCATION FOR SENIOR SECONDARY SCHOOLS IN NEPAL#	10.2013	(23)	(21)	26,262	25,533
150100 MINIMATA CONVENTION INITIAL ASSESSMENT FOR NEPAL	10.2015	20,279	20,390	200,000	165,461
150226 LIVELIHOOD RECOVERY FOR EARTHQUAKE AFFECTED COMMUNITIES	08.2016	5,924	5,509	27,093	26,536
NICARAGUA					
102180 RENOVATION AND PROMOTION OF PRODUCTIVE AREAS AFFECTED BY HURRICANE FELIX IN NORTH ATLANTIC AUTONOMOUS REGION BY FURTHERING THE ORGANIZATAION OF LOCAL PROCEDURES AND THEIR INSERTION INTO THE NATIONAL MARKETPLACE	09.2009	(16)	(16)	386,737	386,737
120021 IMPROVEMENT OF ORGANIZATIONAL AND PRODUCTIVE CAPACITIES AMONG COCOA PRODUCERS IN THE MINING TRIANGLE IN NICARAGUA	01.2015	141,712	145,666	1,462,304	1,453,028
120233 HCFC PHASE OUT MANAGEMENT PLAN (STAGE I)	07.2015	11,914	11,885	194,777	144,747
120328 ENABLING ACTIVITIES TO REVIEW AND UPDATE THE NATIONAL IMPLEMENTATION PLAN UNDER THE STOCKHOLM CONVENTION ON PERSISTENT ORGANIC POLLUTANTS (POPS) – IN NICARAGUA	11.2013	(3,918)	(315)	185,000	188,603

Identification number and title		PAD issuance date	Current year budget	Current year expenditure	Total budget	Total expenditure
150205	NICARAGUA – DEMONSTRATION PROJECT FOR PREPARATION OF NATIONAL SURVEY ON ALTERNATIVES TO ODSS	06.2015	6,031	6,031	70,000	70,000
180069	PROCACAO PHASE II: UNIDO TECHNICAL ASSISTANCE COMPONENT	11.2018	512,874	25,430	916,963	25,430
180082	STRENGTHENING COMPETITIVENESS AND SUSTAINABLE TRADE FOR SELECTED VALUE CHAINS IN NICARAGUA	05.2018	41,816	17,705	40,760	17,705
180156	ENABLING ACTIVITIES FOR HFC PHASE-DOWN	08.2018	81,862	11,889	150,000	11,889
NIGER						
120508	HCFC PHASE-OUT MANAGEMENT PLAN (STAGE I, FIRST TRANCHE)	09.2012	12,759	12,433	225,129	194,803
130169	ENABLING ACTIVITIES (EA) TO REVIEW AND UPDATE THE NATIONAL IMPLEMENTATION PLAN FOR THE STOCKHOLM CONVENTION ON PERSISTENT ORGANIC POLLUTANTS (POPS)	01.2014	(198)	(198)	189,738	189,738
140027	COUNTRY PROGRAMME NIGER	03.2014	(41)	(38)	176,560	169,696
150230	ODS ALTERNATIVES SURVEY FOR NIGER	11.2015	6,654	6,654	66,712	66,712
180030	3ADI SUPPORT PROJECT FOR THE REPUBLIC OF NIGER	03.2018	22,103	21,039	22,055	21,039
180226	NIGER – ENABLING ACTIVITIES FOR HFC PHASE-DOWN	10.2018	50,000	2,620	150,000	2,620
NIGERIA						
100260	MINI-GRID BASED ON RENEWABLE ENERGY (BIOMASS) SOURCES TO AUGMENT RURAL ELECTRIFICATION – NIGERIA	03.2012	471,568	227,475	2,651,436	2,330,323
101066	THE COUNTRY SERVICE FRAMEWORK OF NIGERIA (PHASE II): NIGERIAN TEXTILE CLUSTER DEVELOPMENT	05.2009	0	(344)	410,449	397,520
101170	SUPPORTING INTEGRATED AND COMPREHENSIVE APPROACHES TO CLIMATE CHANGE ADAPTATION IN AFRICA – AGRICULTURAL ENGINEERING SUB-COMPONENT	12.2010	(15,603)	(15,603)	407,714	407,714
103001	SUPPORTING INTEGRATED AND COMPREHENSIVE APPROCHES TO CC ADAPTATION IN AFRICA	12.2010	(7,727)	(7,727)	1,147,882	1,147,882
120119	SCALING UP OF SMALL HYDRO POWER (SHP) FOR AUGMENTING RURAL ELECTRICITY ACCESS – NIGERIA	03.2015	599,071	422,859	2,689,680	758,213
120374	ENABLING ACTIVITIES TO REVIEW AND UPDATE THE NATIONAL IMPLEMENTATION PLAN FOR THE STOCKHOLM CONVENTION ON PERSISTENT ORGANIC POLLUTANTS	03.2013	(16)	(16)	224,668	224,668
120492	HCFC PHASE-OUT MANAGEMENT PLAN (STAGE I, SECOND AND THIRD TRANCHE)	01.2016	51,136	46,158	1,382,671	1,357,658
120537	PILOT DEMONSTRATION PROJECT ON ODS WASTE MANAGEMENT AND DISPOSAL	11.2012	(16,009)	(16,009)	248,445	248,445
120552	REVISED COUNTRY PROGRAMME OF COOPERATION BETWEEN UNIDO AND THE FEDERAL REPUBLIC OF NIGERIA	09.2013	585,255	142,602	2,287,801	1,845,006
120624	SUPPORTING NIGERIA’S STAPLE CROP PROCESSING ZONES (SCPZS)	04.2014	(1,785)	(11,320)	1,269,300	1,215,351
130002	LEATHER PRODUCTS TRAINING AND PRODUCTION CENTRE FOR STIMULATING EMPLOYMENT CREATION AND RURAL ECONOMIC GROWTH IN DELTA STATE THROUGH LEATHER PRODUCTS MSMES DEVELOPMENT	05.2013	83,790	80,995	946,858	944,063
130220	THE NATIONAL QUALITY INFRASTRUCTURE PROJECT (NQIP) FOR NIGERIA: BUILDING TRUST FOR TRADE	08.2013	2,378,877	2,614,813	13,165,999	11,626,535
130317	MINAMATA INITIAL ASSESSMENT IN NIGERIA	07.2014	45,605	42,454	1,000,000	996,849
140012	NATIONAL INDUSTRIAL SKILLS GAPS STUDY IN NIGERIA	09.2014	(188)	(2,017)	761,062	754,121

Identification number and title	PAD issuance date	Current year budget	Current year expenditure	Total budget	Total expenditure
140070 CAPACITY STRENGTHENING FOR SUSTAINABLE INDUSTRIAL DEVELOPMENT IN NIGERIA	09.2013	317,599	110,991	1,604,489	1,393,782
140071 FACILIATING JOB CREATION THROUGH THE ENTREPRENEURSHIP TRAINING PROGRAMME “LEARNING INITIATIVE FOR ENTREPRENEURS (HP LIFE)” AND ENTERPRISE CREATION	09.2013	268,292	216,025	598,027	479,821
140185 PREPARATION FOR HCFC PHASE-OUT INVESTMENT ACTIVITIES (STAGE II) (REFRIGERATION AND AIR-CONDITIONING MANUFACTURING SECTOR)	12.2012	20,793	20,793	325,197	161,899
150170 NAP IN NIGERIA	04.2016	156,407	133,732	500,000	477,325
160076 STRENGTHENING THE COORDINATION MECHANISM IN THE MINISTRY OF AGRICULTURE AND RURAL DEVELOPMENT, AND SUPPORT THE STAPLE CROP PROCESSING ZONES MANAGEMENT BOARD	09.2013	226,145	92,085	300,000	165,941
160192 IDEA (INNOVATION, DEVELOPMENT AND ENTREPRENEURSHIP FOR ALL) PRODUCTIVE WORK FOR YOUTH IN NIGERIA	09.2013	94,318	88,609	300,000	294,291
160283 IMPROVING NIGERIA’S INDUSTRIAL ENERGY PERFORMANCE (IEE) AND RESOURCE EFFICIENT CLEANER PRODUCTION (RECP) THROUGH PROGRAMMATIC APPROACHES AND THE PROMOTION OF INNOVATION IN CLEAN TECHNOLOGY SOLUTIONS	01.2018	120,000	107,269	120,000	107,269
170118 RESOURCE EFFICIENT AND CLEANER PRODUCTION PROGRAMME IN NIGERIA	01.2018	20,000	17,121	19,860	17,121
170164 PROMOTING SOCIAL STABILIZATION THROUGH ENTREPRENEURSHIP DEVELOPMENT FOR YOUTH IN NORTH-EASTERN NIGERIA	03.2018	579,368	498,484	707,965	498,484

NORTH MACEDONIA

100122 REMOVAL OF TECHNICAL AND ECONOMIC BARRIERS TO INITIATING THE CLEAN-UP ACTIVITIES FOR ALPHA-HCH, BETA-HCH AND LINDANE CONTAMINATED SITES AT OHIS IN MACEDONIA	02.2015	2,728,486	133,602	3,100,000	406,616
120127 CATALYZING MARKET TRANSFORMATION FOR INDUSTRIAL ENERGY EFFICIENCY AND ACCELERATE INVESTMENTS IN BEST AVAILABLE PRACTICES AND TECHNOLOGIES IN THE FORMER YUGOSLAV REPUBLIC OF MACEDONIA	03.2015	588,293	132,162	1,400,000	943,869
120332 CATALYZING MARKET TRANSFORMATION FOR INDUSTRIAL ENERGY EFFICIENCY AND ACCELERATE INVESTMENTS IN BEST AVAILABLE PRACTICES AND TECHNOLOGIES IN THE FORMER YUGOSLAV REPUBLIC OF MACEDONIA	12.2012	(96)	(96)	49,892	49,892
120497 HCFC PHASE-OUT MANAGEMENT PLAN (PHASE I, TRANCHE III, IV, V) (CONVERSION FROM HCFC-141B TO HFCS IN THE MANUFACTURE OF POLYURETHANE FOAM FOR THE COMMERCIAL REFRIGERATION UNITS, SANDWICH PANELS AND INSULATED DOORS)	12.2015	82,494	82,523	835,128	661,290
170285 ENABLING ACTIVITIES FOR HFC PHASE-DOWN IN FYR MACEDONIA	12.2017	7,013	7,013	95,000	7,013

OMAN

105422 EXTENSION OF THE INSTITUTIONAL STRENGTHENING PROJECT IN OMAN TO IMPLEMENT MONTREAL PROTOCOL AGREEMENT – PHASE IV AND PHASE V	10.2015	75	75	291,734	204,096
105423 HCFC PHASE-OUT MANAGEMENT PLAN (STAGE I)	07.2015	14,481	30,293	375,898	367,709
120282 ENHANCEMENT OF THE INSTITUTIONAL CAPACITY OF THE GOVERNMENT OF OMAN FOR INDUSTRIAL	02.2017	67,518	67,249	302,659	278,518

Identification number and title		PAD issuance date	Current year budget	Current year expenditure	Total budget	Total expenditure
DEVELOPMENT THROUGH IMPROVEMENT OF THE STATISTICAL INFRASTRUCTURE						
140359	OMAN HCFC PHASE-OUT MANAGEMENT PLAN (STAGE II)	12.2015	29,900	13,747	297,779	196,626
150207	OMAN – ODS ALTERNATIVES SURVEY	10.2015	13,818	12,341	110,000	108,523
150333	SUPPORT TO THE SULTANATE OF OMAN FOR THE REVIEW AND REVISION OF ITS INDUSTRIALIZATION STRATEGY	10.2016	638,579	638,862	700,000	661,307
150336	ESTABLISHING A UNIDO SUBCONTRACTING AND PARTNERSHIP EXCHANGE CENTRE IN OMAN	08.2017	(1,645)	(1,645)	16,675	16,675
PAKISTAN						
100045	SUSTAINABLE ENERGY INITIATIVE FOR INDUSTRIES	05.2014	482,627	433,671	3,550,000	2,302,836
100333	PROMOTING SUSTAINABLE ENERGY PRODUCTION AND USE FROM BIOMASS IN PAKISTAN	05.2012	441,660	249,349	1,865,993	1,655,308
102090	JOINT UNIDO-SMEDA-ITALIA PROGRAMME TO ESTABLISH AN INVESTMENT PROMOTION (IPU) IN LAHORE WITH EMPHASIS ON ITALIAN INVESTMENT IN PAKISTAN	05.2007	(8,973)	(8,973)	1,249,198	1,249,198
104146	ONE UN JOINT PROGRAMME ON ENVIRONMENT FOR PAKISTAN – LIMED FLESHING TREATMENT	04.2013	(12,389)	(12,389)	728,884	728,884
105213	PHASE-OUT OF HCFC-141B FROM THE MANUFACTURING OF INSULATION PU RIGID FOAM	05.2010	16,393	16,393	4,839,384	4,839,384
130063	GEF UNIDO CLEANTECH PROGRAMME FOR SMES IN PAKISTAN	11.2013	149,300	120,981	1,456,561	1,428,242
130298	MAINSTREAMING CLIMATE CHANGE ADAPTATION THROUGH WATER RESOURCE MANAGEMENT IN LEATHER INDUSTRIAL ZONE DEVELOPMENT	04.2014	140	140	90,000	90,000
140178	PREPARATION FOR HCFC PHASE-OUT INVESTMENT ACTIVITIES (STAGE II) (FOAM SECTOR)	08.2014	1,685,295	7,176	2,499,816	821,696
150052	MAINSTREAMING CLIMATE CHANGE ADAPTATION THROUGH WATER RESOURCE MANAGEMENT IN LEATHER INDUSTRIAL ZONE DEVELOPMENT	03.2016	302,568	223,921	3,310,000	474,883
160069	TRANSFORMING THE LEATHER AND SUGAR PROCESSING INDUSTRIES TOWARDS LOW EMISSIONS AND CLIMATE RESILIENT DEVELOPMENT PATHS IN PAKISTAN	09.2017	47,440	45,451	2,050,000	48,011
160080	AGRIBUSINESS AND AGRO-INDUSTRY DEVELOPMENT ASSISTANCE IN PAKISTAN	03.2017	416,620	414,505	451,674	451,535
160128	TRADE-RELATED CLUSTER DEVELOPMENT IN SUPPORT OF EXPORT-LED ECONOMIC GROWTH AND EMPLOYMENT	10.2016	473,538	463,169	1,112,954	735,903
170043	UNIDO COUNTRY PROGRAMME 2018–2022 TO PROMOTE INCLUSIVE AND SUSTAINABLE INDUSTRIAL DEVELOPMENT IN PAKISTAN	05.2017	23,895	11,228	23,317	11,228
PANAMA						
180032	FORMULATING A STRATEGY FOR THE DEVELOPMENT OF A PHARMACEUTICAL HUB IN PANAMA	04.2018	31,455	23,430	31,120	23,430
PARAGUAY						
150368	STRENGTHENING THE ENVIRONMENTALLY-SOUND MANAGEMENT AND FINAL DISPOSAL OF PCBS, IN PARAGUAY	07.2016	613,546	477,723	4,203,250	694,927
PERU						
104054	ENVIRONMENTALLY SOUND MANAGEMENT AND DISPOSAL OF POLYCHLORINATED BIPHENYLS (PCBS)	10.2010	(47,064)	(47,064)	2,507,030	2,508,231

Identification number and title	PAD issuance date	Current year budget	Current year expenditure	Total budget	Total expenditure
120329 ENABLING ACTIVITIES TO REVIEW AND UPDATE THE NATIONAL IMPLEMENTATION PLAN FOR THE STOCKHOLM CONVENTION ON PERSISTENT ORGANIC POLLUTANTS (POPS) – PERU	09.2013	13,092	11,935	225,000	223,844
150061 SUSTAINABLE INDUSTRIAL ZONE DEVELOPMENT IN PERU	08.2016	582,360	103,739	4,263,933	248,012
150358 NATIONAL ACTION PLAN ON MERCURY IN THE ARTISANAL AND SMALL-SCALE GOLD MINING SECTOR IN PERU	07.2016	126,688	102,221	500,000	475,534
150413 PROGRAMME FOR COUNTRY PARTNERSHIP, PERU – FOSTERING PRODUCTIVE DIVERSIFICATION	08.2016	179,977	181,082	974,765	862,008
170099 PREPARING THE CROSS-CUTTING ASPECTS OF SUSTAINABLE ENERGY AND RESOURCE EFFICIENCY FOR THE PCP PERU	04.2018	83,632	24,895	115,753	24,895
180151 STRENGTHENING THE COFFEE AND COCOA QUALITY FOR EXPORTS FROM PERU	11.2018	137,706	9,207	655,917	9,207

PHILIPPINES

100297 ENABLING ACTIVITIES TO REVIEW AND UPDATE THE NATIONAL IMPLEMENTATION PLAN FOR THE STOCKHOLM CONVENTION ON PERSISTENT ORGANIC POLLUTANTS – IN PHILIPPINES	07.2012	(3)	(3)	223,479	223,479
103049 INDUSTRIAL ENERGY EFFICIENCY	04.2011	299,359	169,756	3,222,168	3,094,073
104149 GLOBAL PROGRAMME TO DEMONSTRATE THE VIABILITY AND REMOVAL OF BARRIERS THAT IMPEDE ADOPTION AND SUCCESSFUL IMPLEMENTATION OF AVAILABLE, NON-COMBUSTION TECHNOLOGIES FOR DESTROYING PERSISTENT ORGANIC POLLUTANTS (POPS)	12.2007	(1,922)	(1,922)	4,108,500	4,108,500
105218 SECTOR PLAN TO PHASE-OUT HCFC-141B IN THE FOAM SECTOR	02.2011	(1,317)	(1,317)	2,041,953	2,041,953
120016 IMPROVE THE HEALTH AND ENVIRONMENT OF ARTISANAL GOLD-MINING COMMUNITIES IN THE PHILIPPINES BY REDUCING MERCURY EMISSIONS	03.2013	(11,150)	(11,150)	523,961	523,961
150048 MANAGEMENT OF NEW POPS IN THE WEEE RECYCLING STREAM AND IMPLEMENTATION OF PCB MANAGEMENT PROGRAMS FOR ELECTRIC COOPERATIVES	07.2015	513,068	217,960	6,357,525	800,366
170011 RENEWABLE ENERGY TECHNOLOGY FOR SEAWEED VALUE ADDED IN TAWI-TAWI	02.2017	17,667	17,711	22,800	23,120
170126 GLOBAL PARTNERSHIP FOR IMPROVING THE FOOD COLD CHAIN IN THE PHILIPPINES	04.2018	50,000	41,282	50,000	41,282
180058 UNIDO COUNTRY PROGRAMMING FRAMEWORK FOR INCLUSIVE AND SUSTAINABLE INDUSTRIAL DEVELOPMENT IN THE PHILIPPINES 2018–2023	05.2018	19,355	18,854	94,357	18,854

QATAR

105366 INSTITUTIONAL STRENGTHENING	01.2010	37,772	37,772	201,930	125,771
105424 HCFC PHASE OUT MANAGEMENT PLAN (STAGE 1, FIRST TRANCHE)	12.2011	53,700	(6,500)	983,487	923,287
140361 PREPARATION OF STAGE II OF HCFC PHASE-OUT MANAGEMENT PLAN (HPMP) OF QATAR	12.2014	30,263	30,263	40,000	33,426

REPUBLIC OF MOLDOVA

103043 REDUCING GREENHOUSE GAS EMISSIONS THROUGH IMPROVED ENERGY EFFICIENCY IN THE INDUSTRIAL SECTOR IN MOLDOVA	08.2010	(80)	12,378	981,256	963,236
104143 NATIONAL CLEANER PRODUCTION PROGRAMME (NCPMP): REPUBLIC OF MOLDOVA	09.2011	(10,760)	(11,604)	530,609	520,295

Identification number and title	PAD issuance date	Current year budget	Current year expenditure	Total budget	Total expenditure
150183 ENHANCE LOCAL MANUFACTURING CAPACITY OF SOLAR THERMAL ENERGY SYSTEMS IN THE REPUBLIC OF MOLDOVA	04.2016	(6,988)	(2,817)	261,113	277,883
150277 UNIDO COUNTRY PROGRAMMING FRAMEWORK FOR THE REPUBLIC OF MOLDOVA 2019–2023	11.2015	7,261	6,397	67,885	32,881
RUSSIAN FEDERATION					
100352 PHASE-OUT OF CFC CONSUMPTION IN THE MANUFACTURE OF AEROSOL METERED DOSE INHALERS (MDIS) IN THE RUSSIAN FEDERATION	03.2012	8,790	6,994	2,550,000	2,548,203
103056 MARKET TRANSFORMATION PROGRAMME ON ENERGY EFFICIENCY IN GREENHOUSE GAS-INTENSIVE INDUSTRIES IN THE RUSSIAN FEDERATION	10.2010	86,979	37,273	8,239,990	8,191,897
104122 IDENTIFICATION, EVALUATION AND PRIORITIZATION OF POLLUTION “HOT-SPOTS” IN THE BASINS OF TRANSBORDER RESERVOIRS	06.2010	0	261	1,628,584	1,599,319
105324 PHASE OUT OF HCFCs AND PROMOTION OF HCFC-FREE ENERGY EFFICIENT REFRIGERATION AND AIR-CONDITIONING SYSTEMS IN THE RUSSIAN FEDERATION THROUGH TECHNOLOGY TRANSFER.	01.2011	126,849	122,927	18,000,000	17,996,078
105386 PHASE OUT OF HCFCs AND PROMOTION OF HCFC-FREE ENERGY EFFICIENT REFRIGERATION AND AIR-CONDITIONING SYSTEMS IN THE RUSSIAN FEDERATION THROUGH TECHNOLOGY TRANSFER – PREPARATORY ASSISTANCE	06.2011	(791)	(724)	370,195	353,809
120342 ENVIRONMENTALLY SOUND MANAGEMENT AND FINAL DISPOSAL OF PCBs AT THE RUSSIAN RAILROAD NETWORK AND OTHER PCB OWNERS (PHASE I)	07.2012	(2,501)	(2,501)	220,000	220,000
130201 PPG FOR SAP ITEM 120230 SAVE THE SOURCE	08.2013	(281)	(281)	88,668	88,668
130274 TRANSFER OF ENVIRONMENTALLY SOUND TECHNOLOGIES (TEST) TATARSTAN	11.2013	(2,066)	(2,066)	201,838	201,838
140019 ENVIRONMENTALLY SOUND MANAGEMENT AND FINAL DISPOSAL OF PCBs AT THE RUSSIAN RAILROADS NETWORK AND OTHER PCB OWNERS (PHASE I)	02.2014	1,583,780	1,244,269	7,400,000	6,155,489
160266 SUSTAINABLE CITY PROGRAMME FOR ASTRAKHAN	01.2017	5,918	5,956	21,460	22,798
170290 ENHANCING DONOR RELATIONS – PILOT PROJECT	10.2018	3,123	3,019	154,600	3,019
180036 PROMOTION OF TECHNOLOGIES AND BEST PRACTICES FOR INULIN PRODUCTION BY SMES IN THE RUSSIAN FEDERATION	07.2018	55,470	63,402	73,546	63,402
RWANDA					
105236 RWANDA – HCFC PHASE-OUT MANAGEMENT PLAN (STAGE I)	12.2016	48,934	(914)	107,399	57,551
120627 ENABLING ACTIVITIES TO REVIEW AND UPDATE THE NATIONAL IMPLEMENTATION PLAN (NIP) FOR THE STOCKHOLM CONVENTION FOR THE PERSISTENT ORGANIC POLLUTANTS	05.2013	(2,411)	(2,411)	176,185	176,185
140076 COUNTRY PROGRAMMING FRAMEWORK FOR INCLUSIVE AND SUSTAINABLE INDUSTRIAL DEVELOPMENT RWANDA (2015–2018)	02.2016	119,554	47,271	212,423	142,570
150166 TECHNICAL ASSISTANCE FOR STRENGTHENING SEZS AND INDUSTRIAL PARKS IN RWANDA	06.2015	58,873	46,879	342,679	330,685
150345 SUPPORT TO OPERATIONALIZE THE BURERA DAIRY COMMUNITY PROCESSING CENTRE	06.2015	109,622	111,576	282,764	285,430
150442 CAPACITY-BUILDING FOR INDUSTRIAL RESEARCH AND DEVELOPMENT IN RWANDA	08.2016	831,830	599,897	2,123,894	1,504,012

Identification number and title	PAD issuance date	Current year budget	Current year expenditure	Total budget	Total expenditure
SAO TOME AND PRINCIPE					
120082 ENABLING ACTIVITIES TO REVIEW AND UPDATE THE NATIONAL IMPLEMENTATION PLAN FOR THE STOCKHOLM CONVENTION ON PERSISTENT ORGANIC POLLUTANTS (POPS) IN SAO TOME	02.2013	291	291	163,746	163,746
150124 STRATEGIC PROGRAM TO PROMOTE RENEWABLE ENERGY AND ENERGY EFFICIENCY INVESTMENTS IN THE ELECTRICITY SECTOR OF SAO TOME AND PRINCIPE	12.2017	50,000	49,625	50,000	49,625
160101 ENTREPRENEURSHIP CURRICULUM PROGRAMME FOR THE YOUTH OF SAO TOME AND PRINCIPE	10.2016	0	127	34,329	35,953
SAUDI ARABIA					
105244 PHASE-OUT OF HCFC-22 AND HCFC-142B FROM THE MANUFACTURE OF EXTRUDED POLYSTYRENE PANEL AT LINE 2 IN ARABIAN CHEMICAL COMPANY	01.2011	0	1,558	725,323	467,908
105246 PHASE-OUT OF HCFC-22 AND HCFC-142B FROM THE MANUFACTURE OF EXTRUDED POLYSTYRENE PANEL AT AL-WATANIA PLASTICS	01.2011	0	2,228	1,213,578	984,990
120630 HCFC PHASE-OUT MANAGEMENT PLAN (STAGE I) POLYURETHANE FOAM SECTOR PLAN AND REFRIGERATION SERVICING)	12.2012	346,878	187,600	7,322,873	5,434,323
150272 PREPARATION OF A DEMONSTRATION PROJECT ON PROMOTING HFO-BASED LOW-GWP REFRIGERANTS FOR AIR-CONDITIONING SECTOR IN HIGH AMBIENT TEMPERATURE	08.2016	902,013	902,013	1,328,940	1,005,743
150392 SUPPORT TO THE INDUSTRIAL AFFAIRS AGENCY, MINISTRY OF COMMERCE AND INDUSTRY, SAUDI ARABIA	06.2016	(5,485)	(5,485)	317,474	317,355
160102 MAIN PROJECT FOR DEMONSTRATION OF THE PHASE-OUT OF HCFCs BY USING HFOS IN PU SPRAY FOAMING INSULATION SECTOR IN HOT CLIMATE COUNTRIES	05.2016	(347)	(347)	96,250	34,005
170003 REDEVELOPING THE INDUSTRIAL STATISTICS AND INFORMATION DEPARTMENT OF THE INDUSTRIAL AFFAIRS AGENCY	03.2017	619,469	80,850	635,152	98,665
SENEGAL					
100114 ENVIRONMENTALLY SOUND MANAGEMENT OF MUNICIPAL AND HAZARDOUS SOLID WASTE TO REDUCE EMISSION OF UNINTENTIONAL POPS – IMPLEMENTATION PHASE	01.2015	1,049,792	29,150	2,000,000	830,656
102123 DEVELOPPEMENT DES SYSTEMES PRODUCTIFS LOCAUX ET INSERTION DES JEUNES SORTANTS DE LA FORMATION PROFESSIONNELLE ET TECHNIQUE DANS LES REGIONS DE LOUGA, ST LOUIS ET MATAM	12.2007	14,254	14,723	1,115,273	1,147,528
105415 HCFC PHASE-OUT MANAGEMENT PLAN (STAGE I)	12.2011	62,769	6,740	280,000	223,971
120103 DÉVELOPPEMENT DES SYSTÈMES PRODUCTIFS LOCAUX – INSERTION DES SORTANT DE LA FORMATION PROFESSIONNELLE ET TECHNIQUE DANS LES RÉGIONS NORD ET CENTRE DU SÉNÉGAL (IDEA)	08.2013	69,445	67,270	1,111,542	1,108,942
120489 PROMOTION DU DEVELOPMENT ECONOMIQUE LOCAL DANS LA REGION DE LOUGA (IDEA)	09.2013	51,627	53,495	722,995	718,323
140100 CADRE DE COOPÉRATION TECHNIQUE ENTRE L’ONU DI ET LE SÉNÉGAL	09.2014	(3,989)	(3,795)	132,537	124,249
140215 TECHNICAL ASSISTANCE FOR IMPLEMENTATION OF INTEGRATED INDUSTRIAL PLATFORMS IN SENEGAL/PROGRAMME D#ASSISTANCE TECHNIQUE-PLATEFORMES INDUSTRIELLES INTÉGRÉES	06.2015	74,806	72,950	359,191	324,423

Identification number and title		PAD issuance date	Current year budget	Current year expenditure	Total budget	Total expenditure
150038	PCP – PROGRAMME FOR COUNTRY PARTNERSHIP IN SENEGAL	05.2015	145,144	97,072	857,316	769,949
150071	AGRICULTURAL VALUE CHAIN SUPPORT PROJECT	07.2015	2,597,308	702,453	3,645,776	773,470
150270	SUSTAINABLE CITIES MANAGEMENT INITIATIVE FOR SENEGAL	03.2017	1,571,971	1,699,285	3,278,899	1,861,533
160090	FIFTH INCLUSIVE AND SUSTAINABLE INDUSTRIAL DEVELOPMENT FORUM AND INDUSTRIAL INVESTMENT PROMOTION MEETINGS, DAKAR	10.2016	0	657	225,000	167,068
180031	ETUDE DE FAISABILITÉ ET PLAN D’AFFAIRE POUR LA MISE EN PLACE D’UNE AGROPOLE INTÉGRÉE ET COMPÉTITIVE AU SÉNÉGAL	08.2018	523,252	498,250	582,656	498,250
180292	SOCIAL AND ECONOMIC EMPOWERMENT OF WOMEN IN DECENTRALIZED MUNICIPALITIES OF DAKAR	11.2018	3,393	3,261	10,167	3,261
SERBIA						
100313	ENVIRONMENTALLY SOUND MANAGEMENT AND FINAL DISPOSAL OF PCBS	02.2015	369,728	182,601	2,100,000	711,261
105373	HCFC PHASE-OUT MANAGEMENT PLAN (STAGE I, FIRST TRANCHE)	01.2014	229,975	226,658	926,276	882,159
105427	EXTENSION OF THE INSTITUTIONAL STRENGTHENING – PHASE IV AND V	01.2014	32,469	32,379	370,215	234,719
140221	INCLUSIVE AND LOW CARBON PRODUCTION (ILCP) AND CHEMICAL LEASING IN MEAT AND DAIRY VALUE CHAINS IN THE REPUBLIC OF SERBIA	03.2016	112,815	125,581	291,923	225,173
170262	ENABLING ACTIVITIES FOR HFC PHASE-DOWN IN SERBIA	12.2017	28,154	28,154	150,000	28,154
SEYCHELLES						
120078	ENABLING ACTIVITIES TO REVIEW AND UPDATE THE NATIONAL IMPLEMENTATION PLAN FOR THE STOCKHOLM CONVENTION ON PERSISTENT ORGANIC POLLUTANTS (POPS) – IN SEYCHELLES	04.2013	(108)	(108)	140,000	140,000
SIERRA LEONE						
100328	PROMOTING MINI GRIDS BASED ON SMALL HYDRO POWER FOR PRODUCTIVE USES IN SIERRA LEONE	01.2013	713,360	399,875	1,800,004	1,487,644
101141	TECHNICAL CAPACITY BUILDING IN FISHING AND SEAFOOD PROCESSING TECHNOLOGY IN SIERRA LEONE	06.2010	0	964	1,776,102	1,758,965
105416	HCFC PHASE-OUT MANAGEMENT PLAN	08.2016	40,000	40,627	97,620	88,247
170244	INCREASING SIERRA LEONE#S COMPETITIVENESS THROUGH ENHANCED PRODUCTIVITY AND TRADE COMPLIANCE IN SELECTED VALUE CHAINS	01.2018	41,816	39,548	1,619,828	39,548
SOMALIA						
120516	HCFC PHASE-OUT MANAGEMENT PLAN (STAGE I) (REFRIGERATION SERVICING SECTOR AND ADDITIONAL SECURITY)	12.2012	75,234	16,006	353,747	294,519
150300	COMMUNITY STABILIZATION THROUGH RESTORATION OF LIVELIHOODS FOR AT-RISK YOUTH ALONG KEY BORDER AREAS BETWEEN KENYA AND SOMALIA	03.2016	718	718	550,712	550,712
150440	VOCATIONAL SKILLS TRAINING FOR ECONOMIC GROWTH IN URBAN AREAS IN SOUTH CENTRAL SOMALIA	09.2016	378,871	378,948	1,048,931	1,054,303
160134	COMMUNITY STABILIZATION FOR RETURNEES, INTERNALLY DISPLACED PERSONS AND HOST COMMUNITIES IN DHOBLEY AND AFMADOW, SOUTHERN SOMALIA	03.2017	365,045	363,832	528,319	527,105

Identification number and title	PAD issuance date	Current year budget	Current year expenditure	Total budget	Total expenditure
160255 DALDHIS (BUILD YOUR COUNTRY): AN INTEGRATED APPROACH TO RE-ESTABLISH THE STATE-CITIZEN LINK IN JUBBALAND AND THE SOUTH WEST STATE OF SOMALIA.	12.2016	670,044	668,940	1,036,747	1,014,742
170097 AGRO-TECHNOLOGY DEVELOPMENT FOR ECONOMIC GROWTH IN SOUTH AND CENTRAL SOMALIA	10.2018	71,372	6,161	1,673,987	6,161
170154 COMMUNITY-BASED RECOVERY AND RECONCILIATION TO STABILISE HIRSHABELLE AND COUNTER VIOLENT EXTREMISM AMONGST VULNERABLE YOUTH	03.2018	884,956	312,619	884,956	312,619
170280 ENABLING ACTIVITIES FOR HFC PHASE-DOWN IN SOMALIA	12.2017	100,000	9,601	150,000	9,601
SOUTH AFRICA					
100086 SUPPORT TO SOUTH AFRICA ON THE LOCAL PRODUCTION OF AN HIV/AIDS VACCINE AND ACTIVE PHARMACEUTICAL INGREDIENTS (API)	02.2012	(2,117)	(1,943)	1,003,215	907,050
103060 GREENING THE COP 17 IN DURBAN	07.2011	(423)	(423)	978,952	978,952
103097 INDUSTRIAL ENERGY EFFICIENCY IMPROVEMENT IN SOUTH AFRICA	05.2011	(20,817)	(22,884)	6,380,288	6,240,032
120116 ENHANCING MARKET ACCESS OF EMERGING AGRI BUSINESSES IN SOUTH AFRICA: BUILDING A FRAMEWORK FOR PRO-POOR SUPPLY CHAIN DEVELOPMENT WITHIN A CLUSTER CONTEXT.	10.2015	(4,509)	(4,181)	203,001	194,913
120487 INDUSTRIAL ENERGY EFFICIENCY IMPROVEMENT IN SOUTH AFRICA THROUGH MAINSTREAMING THE INTRODUCTION OF ENERGY MANAGEMENT SYSTEMS AND ENERGY SYSTEMS OPTIMIZATION	12.2015	3,159,419	1,703,861	5,776,484	3,535,503
120591 HCFC PHASE-OUT MANAGEMENT PLAN (STAGE I)	12.2012	490,476	456,006	5,855,184	4,681,826
130129 GEF UNIDO CLEATECH PROGRAMME FOR SMES IN SOUTH AFRICA	11.2013	106,949	93,604	1,990,000	1,976,655
130281 ENERGY EFFICIENT AND LOW-CARBON TRANSPORT IN SOUTH AFRICA	07.2015	255,385	249,645	1,300,000	813,913
130310 INDUSTRIAL ORGANIC WASTE-TO-ENERGY	03.2016	1,238,194	850,417	4,222,110	2,354,988
140210 TOWARDS A JOINT UN PROGRAMME TO BOOST SUSTAINABLE BUSINESS PRACTICES AMONG SME SUPPLIERS IN THE SOUTH AFRICAN AUTOMOTIVE SECTOR – PREPARATORY/INCEPTION PHASE	03.2015	(5,458)	(5,458)	133,979	133,979
140341 CLIMATE CHANGE, CLEAN ENERGY, AND URBAN WATER IN AFRICA PROMOTING MARKET-BASED DEPLOYMENT OF CLEAN ENERGY TECHNOLOGY SOLUTIONS IN MUNICIPAL WATERWORKS: PILOT INITIATIVE IN SOUTH AFRICA	03.2016	590,835	565,816	1,692,062	1,629,108
150193 PREPARATION OF A DEMONSTRATION PROJECT ON THE TECHNICAL AND ECONOMIC ADVANTAGES OF THE VACUUM ASSISTED INJECTION IN DISCONTINUOUS PANEL'S PLANT RETROFITTED FROM HCFC-141B TO PENTANE	06.2016	2,370	1,970	261,209	260,809
150349 SOUTH AFRICA COUNTRY PROGRAMME FRAMEWORK (2015–2020)	02.2016	0	(366)	55,206	55,071
160253 PA FOR RURAL WEALTH CREATION THROUGH COMMUNITY BASED PRIVATE PARTNERSHIP TO DEVELOP DOMESTIC AGRIBUSINESS AND AGROPROCESSING VALUE CHAINS	12.2016	(134)	(121)	17,923	18,821
170054 TECHNICAL SUPPORT FOR THE IMPLEMENTATION OF INTEGRATED AGRO-INDUSTRIAL PARKS IN THE NORTH WEST PROVINCE OF SOUTH AFRICA	04.2017	(108)	(47)	8,237	8,925
170100 UNIDO-HP PARTNERSHIP TO FOSTER ENTREPRENEURIAL LEARNING AMONG YOUTH IN SOUTH AFRICA	05.2018	23,226	22,362	23,215	22,362

Identification number and title	PAD issuance date	Current year budget	Current year expenditure	Total budget	Total expenditure
180150 GLOBAL QUALITY AND STANDARDS PROGRAMME: STRENGTHENING THE QUALITY OF ESSENTIAL AND VEGETABLE OILS EXPORTS FROM SOUTH AFRICA	09.2018	69,928	54,073	460,603	54,073
SOUTH SUDAN					
101115 SUSTAINABLE FOOD SECURITY THROUGH COMMUNITY-BASED LIVELIHOOD DEVELOPMENT AND WATER HARVESTING	08.2011	750,040	538,660	3,698,272	3,486,892
120447 UPGRADING THE FISHERY SECTOR IN UPPER NILE STATE, SOUTH SUDAN	05.2014	3,205,298	1,637,108	7,957,531	5,889,147
120554 SUPPORTING AGRIBUSINESS DEVELOPMENT IN SOUTH SUDAN AND ETHIOPIA THROUGH COOPERATION WITH ISRAEL AND THE CZECH REPUBLIC: PREPARATORY ASSISTANCE (PA)	01.2013	(3)	(3)	160,056	156,607
140320 ENHANCED LOCAL VALUE ADDITION AND STRENGTHENING VALUE CHAINS	03.2015	420,082	344,261	2,222,869	2,046,918
160188 INCREASED RESILIENCE AND SELF-HELP CAPACITIES FOR RECONSTRUCTION OF LIVELIHOODS AND SUSTAINED NUTRITIONAL FOOD SECURITY IN SOUTH SUDAN	04.2017	294,982	295,055	528,319	528,391
SRI LANKA					
100043 BAMBOO PROCESSING FOR SRI LANKA	01.2012	(211,892)	(349,640)	2,412,475	1,603,215
120545 ENABLING ACTIVITIES TO REVIEW AND UPDATE THE NATIONAL IMPLEMENTATION PLAN FOR THE STOCKHOLM CONVENTION ON PERSISTENT ORGANIC POLLUTANTS (POPS) – IN SRI LANKA	06.2013	42	42	223,307	223,307
130004 PPG – ENVIRONMENTALLY-SOUND MANAGEMENT AND DISPOSAL OF PCBS WASTES AND PCB CONTAMINATED EQUIPMENT IN SRI LANKA	06.2013	172	172	142,166	142,166
150039 SRI LANKA: INCREASING TRADE COMPETITIVENESS OF SMALL AND MEDIUM ENTERPRISES IN REGIONAL AND EUROPEAN UNION MARKETS	03.2017	1,253,855	1,188,635	2,202,883	1,564,947
150050 ENVIRONMENTALLY-SOUND MANAGEMENT OF PCB WASTES AND PCB-CONTAMINATED EQUIPMENT IN SRI LANKA	05.2015	230,343	85,222	4,725,000	963,111
150099 MINIMATA CONVENTION INITIAL ASSESSMENT FOR SRI LANKA	03.2016	40,029	39,781	200,000	178,829
160201 STRENGTHENING NATIONAL CAPACITY IN SRI LANKA FOR APPLYING SMART CHEMICALS MANAGEMENT	10.2017	233,462	222,382	233,462	222,382
STATE OF PALESTINE					
140212 STRENGTHENING CAPACITY OF PALESTINIAN STONE AND MARBLE CENTER (PHASE II)	11.2014	188	1,103	603,771	559,175
170037 STATE OF PALESTINE – UPGRADING THE FOOTWEAR VALUE CHAIN IN THE HEBRON DISTRICT	01.2018	91,719	90,585	514,584	90,585
170058 PROMOTING SUSTAINABLE ENERGY IN INDUSTRY TO SUPPORT THE TRANSITION TO GREEN ECONOMY IN PALESTINIAN AUTHORITY	04.2017	(87)	7	18,922	20,919
SUDAN					
100128 ENABLING ACTIVITIES (EA) TO REVIEW AND UPDATE THE NATIONAL IMPLEMENTATION PLAN FOR THE STOCKHOLM CONVENTION ON PERSISTENT ORGANIC POLLUTANTS (POPS) – IN SUDAN	10.2012	(301)	(301)	197,578	197,578
101113 RECOVERY OF COASTAL LIVELIHOODS IN THE RED SEA STATE OF SUDAN THROUGH THE MODERNIZATION OF ARTISANAL FISHERIES AND CREATION OF NEW MARKET OPPORTUNITIES	04.2009	0	1,677	5,017,596	4,991,331

Identification number and title		PAD issuance date	Current year budget	Current year expenditure	Total budget	Total expenditure
104016	DEVELOPMENT OF A SUSTAINABLE INTEGRATED NATIONAL PROGRAMME FOR SOUND MANAGEMENT OF CHEMICALS	05.2009	(8,738)	(8,738)	124,204	124,204
105265	UMBRELLA PROJECT FOR PHASE-OUT OF HCFC141B FROM POLYURETHANE (PU) RIGID FOAM PRODUCTION IN THE MANUFACTURING OF DOMESTIC REFRIGERATORS, COMMERCIAL REFRIGERATORS AND PU INSULATED COMPOSITE PANELS (MODERN, AMIN, COLDAIR, AKADABI)	01.2011	(4,713)	(4,713)	1,052,697	1,052,697
110029	PROCESS OPTIMIZATION AND INSTALLATION OF A MODEL TANNERY WASTEWATER TREATMENT PLANT	11.2012	(1)	(1)	350,302	337,091
120280	HCFC PHASE OUT MANAGEMENT PLAN (STAGE I)	12.2017	70,000	43,396	429,970	403,366
130130	BUILDING CAPACITIES FOR THE SUSTAINABLE MANAGEMENT OF THE MARINE FISHERY IN THE RED SEA STATE, REPUBLIC OF THE SUDAN	01.2015	337,275	389,443	3,864,626	3,851,021
130213	STRENGTHENING SPS COMPLIANCE CAPACITY OF SESAME PRODUCTION IN SUDAN FOR ENHANCED ACCESS TO INTERNATIONAL MARKETS	10.2015	0	(680)	50,000	44,454
130324	TECHNICAL ASSISTANCE FOR THE FINAL PHASE-OUT OF METHYL BROMIDE IN THE POST HARVEST SECTOR	12.2014	46,420	46,420	201,577	201,577
140148	INCLUSIVE AND SUSTAINABLE INVESTMENT FORUM IN THE REPUBLIC OF SUDAN	07.2015	(55)	(57)	18,385	22,557
140181	PREPARATION FOR HCFC PHASE-OUT INVESTMENT ACTIVITIES (STAGE II) (FOAM SECTOR)	12.2015	1,707,690	657,354	2,812,908	1,432,131
140189	ENTERPRISE DEVELOPMENT AND INVESTMENT PROMOTION (EDIP) UNIT IN THE BANK OF KHARTOUM, REPUBLIC OF SUDAN	08.2015	52,980	35,989	184,000	159,709
150008	MINAMATA INITIAL ASSESSMENT IN SUDAN	03.2016	120,000	125,920	200,000	125,920
150414	RESOURCE EFFICIENT AND CLEANER PRODUCTION PROGRAMME IN SUDAN	02.2016	(1,481)	(1,725)	48,119	50,443
160014	DARFUR SOLAR ELECTRIFICATION PROJECT	02.2017	155,555	142,302	246,782	233,529
160092	EMPLOYMENT OPPORTUNITIES AND ENTREPRENEURSHIP DEVELOPMENT FOR MIGRANT YOUTH, REFUGEES, ASYLUM SEEKERS AND HOST COMMUNITIES IN KHARTOUM STATE	04.2017	840,730	410,650	1,001,460	608,563
160177	UPGRADING THE SUDANESE SESAME SEED VALUE CHAIN	10.2018	23,791	23,791	404,013	23,791
170074	FOSTERING INCLUSIVE ECONOMIC GROWTH IN KASSALA STATE THROUGH AGRO-VALUE CHAINS DEVELOPMENT AND ACCESS TO FINANCIAL SERVICES	01.2018	702,581	672,229	1,646,254	672,229
170235	RESILIENCE BUILDING THROUGH AGRO VALUE CHAIN DEVELOPMENT IN CENTRAL AND KORDOFAN STATES OF SUDAN	11.2017	23,229	19,353	23,023	19,353
170273	SUDAN – ENABLING ACTIVITIES FOR HFC PHASE-DOWN	12.2017	46,000	58,050	75,000	58,050
SYRIAN ARAB REPUBLIC						
105375	EXTENSION OF INSTITUTIONAL STRENGTHENING (PHASE IV AND V)	12.2014	203,770	8,369	301,444	106,043
170151	RECONSTRUCTION SUPPORT AND VOCATIONAL TRAINING FOR SYRIA	03.2018	194,880	196,929	229,000	196,929
TAJIKISTAN						
140396	INDUSTRIAL MODERNIZATION AND COMPETITIVENESS IMPROVEMENT OF CARPET WEAVING AND EMBROIDERY/TEXTILE SECTORS IN TAJIKISTAN	10.2015	(891)	(6,846)	1,090,820	1,080,949

Identification number and title	PAD issuance date	Current year budget	Current year expenditure	Total budget	Total expenditure
THAILAND					
100258 PROMOTING SMALL BIOMASS POWER PLANTS IN RURAL THAILAND FOR SUSTAINABLE RENEWABLE ENERGY MANAGEMENT AND COMMUNITY INVOLVEMENT	02.2013	357,262	51,658	994,198	690,945
100264 TT-PILOT: OVERCOMING POLICY, MARKET AND TECHNOLOGICAL BARRIERS TO SUPPORT TECHNOLOGICAL INNOVATION AND SOUTH-SOUTH TECHNOLOGY TRANSFER: THE PILOT CASE OF ETHANOL PRODUCTION FROM CASSAVA	06.2012	400,759	358,871	2,640,981	2,600,154
103071 INDUSTRIAL ENERGY EFFICIENCY	04.2011	118,425	118,570	3,674,539	3,678,034
130075 GREENING INDUSTRY FOR LOW CARBON TECHNOLOGY APPLICATIONS FOR SMES (PREPARATORY ASSISTANCE)	07.2014	356	356	33,975	33,975
130279 GREENING INDUSTRY THROUGH LOW CARBON TECHNOLOGY APPLICATIONS FOR SMES	12.2016	180,750	125,264	1,880,000	125,264
130312 GEF UNIDO CLEANTECH PROGRAMME FOR SMES IN THAILAND	08.2014	594,929	410,468	1,826,500	1,642,039
150036 APPLICATION OF INDUSTRY-URBAN SYMBIOSIS AND GREEN CHEMISTRY TO REDUCE RELEASES OF POPS AND HAZARDOUS CHEMICALS AS WELL AS GHG EMISSIONS, TO SUPPORT INCLUSIVE AND SUSTAINABLE GROWTH	07.2017	88,993	90,427	200,000	176,755
150186 GREENING OF SCRAP METAL VALUE CHAIN THROUGH THE PROMOTION OF BAT/BEP TO REDUCE U-POPS RELEASES FROM RECYCLING FACILITIES	05.2016	104,198	79,339	4,650,000	192,141
160055 ENABLING ACTIVITIES TO REVIEW AND UPDATE THE NATIONAL IMPLEMENTATION PLAN FOR THE STOCKHOLM CONVENTION ON PERSISTENT ORGANIC POLLUTANTS	07.2016	23,476	896	225,000	202,420
TOGO					
105377 HCFC PHASE-OUT MANAGEMENT PLAN (STAGE I)	09.2017	89,634	86,620	350,000	271,986
110028 ENABLING ACTIVITIES TO REVIEW AND UPDATE THE NATIONAL IMPLEMENTATION PLAN FOR THE STOCKHOLM CONVENTION ON POPS	10.2012	424	424	165,237	165,237
140017 COUNTRY PROGRAMME TOGO	04.2016	(2,135)	(2,014)	68,652	69,962
180310 IDENTIFICATION AND ANALYSIS OF THE FRUIT AND VEGETABLES SECTOR POTENTIALITIES	12.2018	3,584	914	17,119	914
TUNISIA					
120357 FACILITATING YOUTH EMPLOYMENT THROUGH ENTREPRENEURSHIP AND ENTERPRISE DEVELOPMENT IN FOURTEEN VULNERABLE REGIONS OF TUNISIA	12.2012	2,146,499	2,118,849	8,639,764	6,603,234
120575 IMPROVE MERCURY WASTE MANAGEMENT IN TUNISIA	11.2015	255,207	244,301	600,000	558,192
120589 INSTITUTIONAL STRENGTHENING IN TUNISIA – PHASE VII	07.2015	231,621	131,181	493,999	393,558
120622 PROJET D'ACCÈS AUX MARCHÉS DES PRODUITS AGRO-ALIMENTAIRES ET DE TERROIR – (PAMPAT) – TUNISIE	10.2013	1,024,473	844,507	4,690,504	3,803,492
120628 ENABLING ACTIVITIES TO REVIEW AND UPDATE THE NATIONAL IMPLEMENTATION PLAN (NIP) FOR THE STOCKHOLM CONVENTION IN TUNISIA	05.2013	0	(442)	220,000	171,178
130323 TECHNICAL ASSISTANCE FOR THE FINAL PHASE-OUT OF METHYL BROMIDE IN THE PALM DATES SECTOR	12.2014	(232)	(142)	432,099	434,579
140190 HCFC PHASE-OUT MANAGEMENT PLAN (STAGE I)	08.2014	1,005,391	85,414	1,428,930	525,976
150084 COUNTRY EVALUATION TUNISIA	03.2015	0	195	46,563	44,678
150238 ODS ALTERNATIVES SURVEY – TUNISIA	07.2015	21,825	21,825	110,000	110,000

Identification number and title		PAD issuance date	Current year budget	Current year expenditure	Total budget	Total expenditure
160280	PREPARATION OF HCFC PHASE-OUT MANAGEMENT PLAN (STAGE II)	12.2016	50,000	3,152	60,000	3,152
170268	ENABLING ACTIVITIES FOR HFC PHASE-DOWN IN TUNISIA	12.2017	75,000	8,978	150,000	8,978
TURKEY						
100292	POPS LEGACY ELIMINATION AND POPS RELEASE REDUCTION PROJECT	04.2013	(450)	(450)	88,000	88,000
103074	IMPROVING ENERGY EFFICIENCY IN INDUSTRY IN TURKEY	11.2010	(1,800)	(12,480)	2,740,402	2,674,740
105380	UMBRELLA PROJECT FOR THE PHASE-OUT OF R141B FROM THE PU SANDWICH PANELS AND R22/142B IN XPS	12.2010	192,071	122	7,713,490	7,521,540
120234	DEMONSTRATION PROJECT FOR DISPOSAL OF UNWANTED ODS IN TURKEY	05.2012	(459,630)	(459,630)	598,354	598,354
120632	TURKEY HCFC PHASE-OUT MANAGEMENT PLAN (STAGE I)	12.2015	479,705	225,700	3,305,351	1,210,840
130124	GEF UNIDO CLEANTECH PROGRAMME FOR SMES IN TURKEY	11.2013	116,345	99,210	990,000	972,865
130224	EXTENSION OF INSTITUTIONAL STRENGTHENING – PHASE VI	10.2015	183,654	185,084	847,718	662,288
140288	POPS LEGACY ELIMINATION AND POPS RELEASE REDUCTION PROJECT	01.2015	926,187	501,620	3,883,600	2,021,061
140325	SUSTAINABLE USE OF BIOMASS TO ASSIST THE DEVELOPMENT OF TURKEY'S ECONOMY TOWARDS A LOW-CARBON DEVELOPMENT PATH	07.2016	361,644	986,691	4,566,210	1,106,507
150007	MINAMATA INITIAL ASSESSMENT IN THE REPUBLIC OF TURKEY	07.2016	335,911	364,510	500,000	427,475
150090	WORKSHOPS ON TECH TEXTILES, ACCREDITATION OF TESTING LABORATORIES AND ECO-PRODUCTION IN LEATHER INDUSTRY	08.2015	(2,319)	(2,391)	159,119	159,736
150229	PREPARATION OF HCFC PHASE-OUT MANAGEMENT PLAN (STAGE II)	11.2015	90,000	2,126	90,000	2,126
150231	ODS ALTERNATIVES SURVEY IN TURKEY	11.2015	34,867	34,867	91,277	91,277
160136	VOCATIONAL TRAINING ON APPAREL MANUFACTURE FOR SYRIAN REFUGEES IN TURKEY	03.2017	396,805	395,976	746,460	745,632
170275	ENABLING ACTIVITIES FOR HFC PHASE DOWN IN TURKEY	12.2017	200,000	9,350	250,000	9,350
TURKMENISTAN						
105378	HCFC PHASE-OUT MANAGEMENT PLAN (STAGE I)	12.2013	66,397	66,522	674,412	534,910
UGANDA						
100274	ESTABLISHMENT OF A DISMANTLING FACILITY FOR E-WASTE IN UGANDA	04.2012	(32,258)	(36,635)	140,666	139,549
102146	ESTABLISHMENT OF A PILOT RENEWABLE ENERGY POWERED BUSINESS INFORMATION CENTRE (REBIC) IN NORTHERN UGANDA	04.2010	207	207	247,652	247,652
120581	HCFC PHASE OUT MANAGEMENT PLAN (STAGE I)	12.2016	7,336	7,336	79,977	64,753
130189	ENABLING ACTIVITIES TO REVIEW AND UPDATE THE NATIONAL IMPLEMENTATION PLAN ON POPS	02.2014	73	73	184,496	184,496
140015	PPG: REDUCING VULNERABILITY OF BANANA PRODUCING COMMUNITIES TO CLIMATE CHANGE THROUGH BANANA VALUE ADDED ACTIVITIES	12.2015	1,568,318	449,682	2,916,710	1,749,819
150203	ODS ALTERNATIVES SURVEY – UGANDA	07.2015	(272)	(272)	38,778	38,778
160111	AGRICULTURAL VALUE CHAIN DEVELOPMENT PROGRAMME (AVCP) – PRODUCT DIVERSIFICATION,	04.2017	13,491	7,182	33,372	26,887

Identification number and title	PAD issuance date	Current year budget	Current year expenditure	Total budget	Total expenditure
MARKET DEVELOPMENT, REGULATION AND STANDARDS COMPLIANCE					
180144 HEAVY EQUIPMENT OPERATOR TRAINING AND ESTABLISHMENT OF AN OPERATOR TRAINING CENTER	08.2018	20,406	13,280	20,108	13,280
UKRAINE					
103078 IMPROVING ENERGY EFFICIENCY AND PROMOTING RENEWABLE ENERGY IN THE AGRO-FOOD AND OTHER SMALL AND MEDIUM ENTERPRISES(SMES)	06.2011	775,224	572,231	5,216,480	5,014,976
104112 PROMOTING THE ADAPTATION AND ADOPTION OF RECP (RESOURCE EFFICIENT AND CLEANER PRODUCTION) THROUGH THE ESTABLISHMENT AND OPERATION OF A CLEANER PRODUCTION CENTRE (CPC) IN UKRAINE	02.2012	684,178	552,237	4,785,681	4,012,597
120085 INTRODUCTION OF ENERGY MANAGEMENT SYSTEM STANDARD IN UKRAINIAN INDUSTRY	03.2012	(1,772)	(1,772)	72,980	72,963
120321 INTRODUCTION OF ENERGY MANAGEMENT SYSTEM STANDARDS IN UKRAINIAN INDUSTRY	01.2014	2,393,625	1,966,574	5,550,000	3,253,574
140391 ENVIRONMENTALLY SOUND MANAGEMENT AND FINAL DISPOSAL OF POLYCHLORINATED BIPHENYLS (PCBS)	02.2016	674,089	290,714	5,250,000	985,257
160246 THE GLOBAL CLEANTECH INNOVATION PROGRAMME FOR SMES IN UKRAINE	09.2017	92,350	38,801	1,552,875	38,801
UNITED REPUBLIC OF TANZANIA					
100028 INSTITUTIONAL SUPPORT FOR BETTER SERVICE DELIVERY TO ENHANCE ENTERPRISE ACCESS TO MARKETS AND EXPORT.	10.2011	(10,016)	(10,016)	192,260	192,260
100127 ENABLING ACTIVITIES TO REVIEW AND UPDATE THE NATIONAL IMPLEMENTATION PLAN FOR THE STOCKHOLM CONVENTION ON PERSISTENT ORGANIC POLLUTANTS (POPS)	02.2013	(781)	(781)	206,832	206,832
100165 TANZANIA-COUNTRY FRAMEWORK OF SUPPORT TO UNDAF 2011–2015 – ENVIRONMENT AND CLIMATE CHANGE	01.2012	1,098	1,098	150,771	150,771
100228 VALUE CHAIN SUPPORT PROGRAM FOR TANZANIA’S CASHEW AND RED MEAT/LEATHER INDUSTRY	10.2011	1,472	1,472	754,143	754,143
100261 MINI-GRIDS BASED ON SMALL HYDROPOWER SOURCES TO AUGMENT RURAL ELECTRIFICATION IN TANZANIA	03.2012	81,744	72,074	3,381,236	3,372,772
100304 COUNTRY PROGRAM COORDINATION: UNDAF ENVIRONMENT CLUSTER	01.2012	(6)	(6)	49,177	49,177
100348 COUNTRY FRAMEWORK OF SUPPORT TO UNDAF 2011–2015 – ECONOMIC GROWTH	11.2016	0	597	589,069	585,202
101171 SUPPORT PROGRAMME FOR THE DEVELOPMENT OF CASHEW NUT AND RED MEAT/LEATHER VALUE CHAINS	10.2011	(13,881)	(13,881)	1,266,615	1,266,615
101185 VALUE CHAIN SUPPORT PROGRAM FOR TANZANIA’S CASHEW AND RED MEAT/LEATHER INDUSTRY IN THE FRAME OF THE 3ADI, FUNDED THROUGH UNDAF 2011–2015: ECONOMIC GROWTH.	10.2011	(20)	(20)	300,656	303,755
102175 COUNTRY FRAMEWORK OF SUPPORT TO UNDAF URT 2011–2015: ECONOMIC GROWTH – COMPONENT II, PROJECT 4: INDUSTRIAL UPGRADING AND MODERNIZATION PROJECT IN TANZANIA	10.2011	(3,849)	(3,849)	1,829,695	1,805,812
103167 CLEANER PRODUCTION AND RENEWABLE ENERGY FOR GREEN INDUSTRY	11.2011	(20,000)	(20,000)	0	0
103176 COUNTRY FRAMEWORK OF SUPPORT TO UNITED NATIONS DEVELOPMENT ASSISTANCE PLAN	01.2012	(18,215)	(18,215)	401,322	401,322

Identification number and title	PAD issuance date	Current year budget	Current year expenditure	Total budget	Total expenditure
2011–2015: ENVIRONMENT AND CLIMATE CHANGE – TANZANIA					
104180 TANZANIA-COUNTRY FRAMEWORK SUPPORT TO UNDAP 2011–2015-ENVIRONMENT-WASTE MANAGEMENT	01.2012	(361)	(361)	149,805	149,805
107142 COUNTRY PROGRAM COORDINATION: UNDAP ECONOMIC GRWOTH CLUSTER	10.2011	(3,728)	(3,728)	533,931	533,970
109028 “COUNTRY FRAMEWORK OF SUPPORT TO UNDAP 2011–2015 – ECONOMIC GROWTH” IN TANZANIA	05.2015	(614)	(614)	589,019	570,154
120104 SECO/UN CLUSTER TANZANIA # TRADE SECTOR DEVELOPMENT PROGRAMME: MARKET VALUE CHAINS RELATING TO HORTICULTURAL PRODUCTS FOR RESPONSIBLE TOURISM MARKET ACCESS PROJECT	10.2014	152,080	151,636	880,000	833,680
120288 SME POLICY IMPLEMENTATION REVIEW	10.2011	(623)	(623)	107,986	107,986
120494 HCFC PHASE-OUT MANAGEMENT PLAN (STAGE I)	06.2016	878	878	99,875	62,284
140077 PROMOTION OF WASTE-TO-ENERGY (WTE) APPLICATIONS IN AGRO-INDUSTRIES OF TANZANIA	02.2015	1,125,185	116,490	5,277,000	3,069,653
150054 ENHANCING YOUTH EMPLOYABILITY AND ENTREPRENEURSHIP IN TANZANIA	05.2015	390	390	539,958	539,958
150208 PROMOTION OF BIO-ETHANOL AS ALTERNATIVE FUEL FOR COOKING IN THE UNITED REPUBLIC OF TANZANIA	10.2015	1,479,905	1,316,463	2,557,078	1,411,019
170214 PROMOTING SUSTAINABLE ENERGY AND ENVIRONMENT IN KIGOMA REGION TO ADDRESS DEFORESTATION	01.2018	30,000	30,401	29,999	30,401
180028 PROGRAMME FOR INCLUSIVE AND SUSTAINABLE INDUSTRIAL DEVELOPMENT IN THE UNITED REPUBLIC OF TANZANIA	11.2016	579,782	201,554	667,118	201,554
URUGUAY					
100041 CENTRO AGRO-INDUSTRIAL MODULAR DE EXCELENCIA	02.2012	24,177	16,010	1,648,572	1,640,405
120250 TOWARDS A GREEN ECONOMY IN URUGUAY: STIMULATING SUSTAINABLE PRODUCTION PRACTICES AND LOW-EMISSION TECHNOLOGIES IN PRIORITIZED SECTORS	05.2012	0	(1,667)	45,272	43,605
120323 TOWARDS A GREEN ECONOMY IN URUGUAY: STIMULATING SUSTAINABLE PRODUCTION PRACTICES AND LOW-EMISSION TECHNOLOGIES IN PRIORITIZED SECTORS	12.2013	1,242,801	993,004	3,392,727	2,661,685
150228 ODS ALTERNATIVES SURVEY – URUGUAY	07.2015	12,872	12,872	102,511	102,511
170257 ENABLING ACTIVITIES FOR HFC PHASE-DOWN IN URUGUAY	12.2017	31,956	30,694	50,000	30,694
UZBEKISTAN					
180041 SILK PROCESSING INDUSTRY UPGRADING IN UZBEKISTAN	04.2018	23,895	12,087	23,358	12,087
VANUATU					
140250 UNIDO-VANUATU COUNTRY PROGRAMME OF TECHNICAL COOPERATION (2015–2020) TO PROMOTE INCLUSIVE AND SUSTAINABLE INDUSTRIAL DEVELOPMENT IN VANUATU	10.2016	28,674	6,160	123,257	47,999
140403 DEVELOPMENT OF THE BAMBOO SECTOR IN THE FIJI ISLAND AND IN VANUATU.	01.2017	128,908	128,848	261,537	261,478
VENEZUELA (Bolivarian Republic of)					
105295 HCFC PHASE OUT MANAGEMENT PLAN (STAGE I)	12.2015	7,089	7,209	1,882,047	1,882,167

Identification number and title	PAD issuance date	Current year budget	Current year expenditure	Total budget	Total expenditure
150273 VENEZUELA ODS ALTERNATIVES SURVEY	09.2015	2,875	2,875	124,375	124,375
160104 HCFC PHASE-OUT MANAGEMENT PLAN (STAGE II, FIRST TRANCHE)	06.2016	70,857	66,503	245,000	115,855
160105 HCFC PHASE-OUT MANAGEMENT PLAN (STAGE II, FIRST TRANCHE)	06.2016	80,598	78,510	355,000	352,912
180005 UNIDO COUNTRY PROGRAMME 2018–2021 TO PROMOTE INCLUSIVE AND SUSTAINABLE INDUSTRIAL DEVELOPMENT IN VENEZUELA	02.2018	157,449	51,269	399,134	51,269
180021 FOSTERING THE INTEGRATED DEVELOPMENT OF SEVEN AGRICULTURAL VALUE CHAINS	06.2018	171,745	127,938	441,937	127,938
180158 ENABLING ACTIVITIES FOR HFC PHASE-DOWN	08.2018	10,030	10,041	250,000	10,041
VIET NAM					
100052 IMPLEMENTATION OF ECO-INDUSTRIAL PARK INITIATIVE FOR SUSTAINABLE INDUSTRIAL ZONES IN VIET NAM	05.2012	1,545,759	1,156,914	4,401,551	3,750,078
102019 INVESTMENT MONITORING AND SUPPLIER DEVELOPMENT IN VIETNAM	03.2013	1,399	1,399	939,177	939,177
103081 PROMOTING INDUSTRIAL ENERGY EFFICIENCY THROUGH SYSTEM OPTIMIZATION AND ENERGY MANAGEMENT STANDARDS IN VIETNAM	11.2010	260	260	908,439	911,952
104125 PROMOTION OF NEW CLEANER PRODUCTION SERVICES IN VIET NAM THROUGH THE VNCP: CLEANER TECHNOLOGY PROMOTION, IMPLEMENTATION AND TRANSFER; SECOND-GENERATION CP SERVICES – PHASE II	01.2005	0	0	2,332,046	2,332,046
120122 STRENGTHEN THE SUPPLY CAPACITY OF THE FRUITS AND VEGETABLE SECTOR BY APPLYING PROPER TECHNOLOGIES ALONG THE VALUE CHAIN	03.2013	23,572	26,608	742,104	752,773
120263 PROMOTION OF ENERGY EFFICIENT INDUSTRIAL BOILER ADOPTION AND OPERATING PRACTICES IN VIET NAM	12.2014	502,774	339,871	1,771,000	1,208,097
120303 PROMOTION OF ENERGY EFFICIENT INDUSTRIAL BOILER ADOPTION AND OPERATING PRACTICES IN VIETNAM	10.2013	(573)	(573)	53,292	53,292
120621 IMPROVING ENERGY EFFICIENCY AND REDUCING ODS EMISSIONS IN THE COLD STORAGE SECTOR	02.2014	2,680	2,685	415,673	403,197
130217 EXPANSION OF THE NATIONAL BUSINESS REGISTRATION SYSTEM (NBRS) TO NEW BUSINESS ENTITIES	09.2014	988,454	979,941	4,830,572	4,173,851
130253 PROMOTION OF CSR IN VIETNAMESE SMES	04.2013	(5,209)	(5,209)	319,859	319,859
130307 BENCHMARKING STUDY AND STRATEGY DEVELOPMENT REVIEW FOR THE MODERNIZATION OF VIET NAM'S INDUSTRIAL SKILLS TRAINING SYSTEM	07.2014	(36,637)	(32,134)	323,403	278,309
140068 MINAMATA CONVENTION INITIAL ASSESSMENT FOR VIET NAM	07.2014	48,882	43,958	500,000	495,076
150087 SUPPORT TO THE GOVERNMENT OF VIET NAM IN THE PREPARATION OF AN INDUSTRIAL STRATEGY AND OF THE RELATED IMPLEMENTATION POLICY	11.2015	568,530	357,704	873,007	612,182
170263 ENABLING ACTIVITIES FOR HFC PHASE-DOWN IN VIET NAM	12.2017	221,544	221,072	250,000	221,072
180001 UNIDO PARTICIPATION IN THE SIXTH GEF ASSEMBLY. STRENGTHENING THE UNIDO-GEF PARTNERSHIP IN PREPARATION FOR GEF-7	02.2018	75,533	74,962	123,065	74,962
180050 BUILDING THE CAPACITY TO IMPLEMENT INDUSTRY 4.0 IN VIET NAM	05.2018	19,785	19,325	19,785	19,325
180124 STRENGTHENING AGRO-VALUES CHAIN THROUGH THE ESTABLISHMENT OF CENTERS OF EXCELLENCE IN THE PROVINCES OF NORTHERN MOUNTAINOUS, CENTRAL HIGHLANDS AND MEKONG RIVER DELTA PROVINCES	08.2018	90,203	145	86,194	145

Identification number and title	PAD issuance date	Current year budget	Current year expenditure	Total budget	Total expenditure
YEMEN					
140132 MINAMATA INITIAL ASSESSMENT IN THE REPUBLIC OF YEMEN	07.2014	138	138	200,000	151,872
ZAMBIA					
103087 RENEWABLE ENERGY BASED ELECTRICITY GENERATION FOR ISOLATED MINI-GRIDS IN ZAMBIA	06.2010	0	(7,436)	6,798,715	6,750,277
105305 TECHNICAL ASSISTANCE FOR THE TOTAL PHASE OUT OF METHYL BROMIDE IN TOBACCO, CUT FLOWERS, HORTICULTURE AND POST HARVEST USES	12.2008	26	26	289,546	289,546
120083 ENABLING ACTIVITIES TO REVIEW AND UPDATE THE NATIONAL IMPLEMENTATION PLAN FOR THE STOCKHOLM CONVENTION ON PERSISTENT ORGANIC POLLUTANTS	05.2013	493	493	167,780	167,780
120210 UPSCALE SMALL HYDROPOWER MINI-GRID DEVELOPMENT IN ZAMBIA TO DELIVER RENEWABLE ENERGY FOR PRODUCTIVE USES – FEASIBILITY STUDY PHASE	11.2013	17,597	17,597	645,734	624,916
120501 TRADE CAPACITY BUILDING FOR ZAMBIA, PHASE II	07.2013	24,957	25,831	1,554,702	1,494,463
140113 UNIDO-ZAMBIA COUNTRY PROGRAMME 2017–2021	04.2017	47,255	35,027	192,330	177,501
140279 VOLVO AND VOCATIONAL TRAINING IN ZAMBIA: PRIVATE-PUBLIC DEVELOPMENT PARTNERSHIP (PPDP) WITHIN THE DEVELOPMENT OF ZAMBIA'S MINING SKILLS AND TRAINING FRAMEWORK (MSTF)	12.2014	247,000	237,864	1,390,218	1,312,054
ZIMBABWE					
140263 ZIMBABWE COUNTRY PROGRAMME FRAMEWORK (2016–2020)	07.2016	85,216	16,894	219,075	157,931
AFRICA REGION					
100080 PROGRAMME INFRASTRUCTURE QUALITÉ DE L'AFRIQUE CENTRAL	12.2014	650,382	665,210	6,150,786	6,187,777
100110 PROMOTION OF NEEM-DERIVED BIOPESTICIDES IN WEST AFRICA	01.2014	0	(1,129)	275,000	268,068
100336 IMPROVE THE HEALTH AND ENVIRONMENT OF ARTISANAL GOLD MINING COMMUNITIES BY REDUCING MERCURY EMISSIONS AND PROMOTING SOUND MANAGEMENT OF CHEMICALS	01.2012	4,204	4,204	1,000,454	1,001,150
101061 IMPROVING THE INCOME GENERATING POTENTIAL OF THE OIL PALM IN WEST AND CENTRAL AFRICAN REGION (CAMEROON AND NIGERIA)	05.2009	(46)	226	3,234,397	3,237,588
102004 CAPACITY-BUILDING OF INVESTMENT PROMOTION AGENCIES (IPAS) IN SUB-SAHARAN AFRICA	05.2011	(2,390)	(2,276)	1,760,820	1,807,580
102117 CAPACITY-BUILDING OF IPAS IN AFRICA	05.2011	(15,215)	(14,723)	800,788	821,169
103052 PROMOTING COORDINATION, COHERENCE, INTEGRATION AND KNOWLEDGE MANAGEMENT UNDER ENERGY COMPONENT OF SPWA	03.2011	61,348	51,719	1,785,629	1,678,018
104061 REGIONAL PROJECT TO DEVELOP APPROPRIATE STRATEGIES FOR IDENTIFYING SITES CONTAMINATED BY CHEMICALS LISTED IN ANNEXES A,B	01.2008	(15,430)	(13,913)	2,948,209	2,884,088
104063 CAPACITY STRENGTHENING AND TECHNICAL ASSISTANCE FOR THE IMPLEMENTATION OF SC NATIONAL IMPLEMENTATION PLANS (NIPS) IN AFRICAN LEAST DEVELOPED COUNTRIES (LDCS) OF THE SADC SUBREGION	05.2011	117,208	108,366	1,542,633	1,535,180

Identification number and title	PAD issuance date	Current year budget	Current year expenditure	Total budget	Total expenditure
104064 CAPACITY STRENGTHENING AND TECHNICAL ASSISTANCE FOR THE IMPLEMENTATION OF STOCKHOLM CONVENTION NIP'S IN AFRICAN LDC'S OF ECOWAS SUBREGION	05.2011	728,740	691,255	4,052,114	3,880,910
104065 CAPACITY STRENGTHENING AND TECHNICAL ASSISTANCE FOR THE IMPLEMENTATION OF THE STOCKHOLM CONVENTION NATIONAL IMPLEMENTATION PLANS (NIPS) IN AFRICAN LEAST DEVELOPED COUNTRIES (LDCS) OF THE COMESA SUBREGION	06.2011	187,203	182,749	2,539,897	2,535,707
104071 GCLME PROJECT	11.2004	(192)	(192)	20,632,791	20,550,086
104072 DEMONSTRATING AND CAPTURING BEST PRACTICES AND TECHNOLOGIES FOR THE REDUCTION OF LAND-SOURCED IMPACTS RESULTING FROM COASTAL TOURISM	01.2008	110	110	5,299,511	5,303,543
105229 STRATEGIC DEMONSTRATION PROJECT FOR ACCELERATED CONVERSION OF CFC CHILLERS IN 5 AFRICAN COUNTRIES	11.2008	(1,778)	15,551	1,889,413	1,810,149
105314 STRATEGIC DEMONSTRATION PROJECT FOR ACCELERATED CONVERSION OF CFC CHILLERS IN 5 AFRICAN COUNTRIES	10.2006	3	3	699,947	699,947
120113 3ADI PPP PLATFORM – PROMOTION OF INNOVATIVE PUBLIC PRIVATE PARTNERSHIP	11.2013	(0)	(15,442)	820,487	795,710
120363 REGIONAL APPROACH FOR THE IMPLEMENTATION OF HPMPs IN SUB-SAHARAN AFRICAN COUNTRIES	12.2012	140	134	247,167	254,071
120386 ESTABLISHMENT AND FIRST OPERATIONAL PHASE OF THE SECRETARIAT OF THE SADC CENTRE FOR RENEWABLE ENERGY AND ENERGY EFFICIENCY (SACREEE)	02.2014	783,853	709,960	2,172,087	1,812,081
130020 PROMOTING INCLUSIVE AND VIBRANT GROWTH OF AFRICA BY INVESTING IN YOUTH THROUGH ENTREPRENEURSHIP, TECHNICAL AND VOCATIONAL EDUCATION	06.2014	(1,973)	(1,973)	1,062,269	1,062,269
130028 LOW CARBON AND CLIMATE RESILIENT INDUSTRIAL DEVELOPMENT IN AFRICA	11.2013	286,144	279,248	1,947,579	1,933,978
130035 PROMOTION OF BAT AND BEP TO REDUCE POPS RELEASES FROM WASTE OPEN BURNING IN THE PARTICIPATING COUNTRIES OF SADC SUBREGION	04.2014	(0)	(2,988)	180,000	175,008
130067 REVITALIZATION OF FOREST TRAINING CENTRES IN THE SADC REGION FOR GREEN EMPLOYMENT	12.2014	113,748	113,203	2,209,598	1,444,185
130238 START-UP AND FIRST OPERATIONAL PHASE OF THE EAST AFRICAN CENTRE FOR RENEWABLE ENERGY AND ENERGY EFFICIENCY (EACREEE)	02.2014	486,297	292,649	1,502,917	1,230,254
130286 INDUSTRIAL RESTRUCTURING AND UPGRADING PROGRAMME-CENTRAL AFRICA	12.2014	355,179	361,790	6,840,379	6,636,910
130302 INSTITUTIONAL STRENGTHENING OF THE INTRA-AFRICA METROLOGY SYSTEM (AFRIMETS PHASE II)	02.2014	(87)	(79)	286,538	275,604
140046 ASSISTANCE TECHNIQUE SUR LES NORMES SPS ET LA CHAÎNE DE VALEUR POUR FACILITER L'ACCÈS AUX MARCHÉS INTERNATIONAUX AUX PÊCHEURS ARTISANS DE L'AFRIQUE DE L'OUEST	10.2015	259,894	244,692	1,033,818	1,011,677
140203 WEST AFRICAN QUALITY SYSTEM – SUPPORT FOR THE IMPLEMENTATION OF THE ECOWAS QUALITY POLICY	10.2014	4,294,994	2,148,164	12,078,361	10,072,615
140229 STRENGTHENING INSTITUTIONAL CAPACITIES FOR INDUSTRIAL POLICIES IN THE EAC	01.2015	69,423	69,423	979,036	979,036
140282 MINAMATA INITIAL ASSESSMENT IN FRANCOPHONE AFRICA	07.2015	46,420	45,710	600,000	599,290

Identification number and title	PAD issuance date	Current year budget	Current year expenditure	Total budget	Total expenditure
140323 TRANSFER OF ENVIRONMENTALLY SOUND TECHNOLOGIES (TEST) FOR THE STRENGTHENING OF INDUSTRIES' ENVIRONMENTAL/SOCIAL RESPONSIBILITY CAPACITIES IN THE NIGER BASIN	07.2018	206,229	34,144	2,564,828	51,560
140368 MIA IN FRANCOPHONE AFRICA 2	07.2015	116,739	113,793	800,000	797,054
140371 HG-MIA CABO VERDE AND SAO TOME	04.2016	43,077	30,904	400,000	378,941
150060 PROMOTION OF BAT AND BEP TO REDUCE UOPS RELEASES FROM OPNE BURNING IN THE PARTICIPATING AFRICAN COUNTRIES OF SADC SUBREGION	05.2016	1,094,456	1,061,102	6,615,000	1,578,079
150114 SADC SUSTAINABLE QUALITY INFRASTRUCTURE PROJECT	05.2017	205,792	223,138	675,360	469,770
150224 SUPPORT TO THE AFRICAN UNION COMMISSION MINISTERIAL CONFERENCE OF THE SPECIALIZED COMMITTEE ON INDUSTRY, TRADE AND MINERAL RESOURCES (FORMERLY CONFERENCE OF AFRICAN MINISTERS OF INDUSTRY) AND ITS RELATED ACTIVITIES	01.2016	(21,268)	(20,633)	433,779	457,800
150361 SUPPORT TO THE AFRICAN UNION COMMISSION IN ITS EFFORTS TO PROMOTE INCLUSIVE AND SUSTAINABLE INDUSTRIAL DEVELOPMENT WITHIN THE FRAMEWORK OF THE AFRICAN UNION'S ACTION PLAN FOR THE ACCELERATED INDUSTRIAL DEVELOPMENT OF AFRICA	01.2016	252,787	90,449	314,873	94,267
160013 BUILDING RESILIENT RURAL COMMUNITIES IN WEST AFRICA BY SUPPORTING INCLUSIVE AND SUSTAINABLE LOCAL PRODUCTION OF SHEA BUTTER	04.2016	10,641	8,211	47,273	48,863
160184 TESTING AND INSPECTION ASSESSMENT TOOL FOR EFFECTIVE TRADE FACILITATION	02.2017	132,632	143,111	332,750	220,751
160228 AFRICA INDUSTRIALIZATION DAY 2016–2017	11.2016	(807)	(747)	95,065	98,421
160265 UNIDO SUPPORT TO ECOSOC TO HIGHLIGHT THE THEME OF INFRASTRUCTURE AND INDUSTRIALIZATION IN AFRICA AND TO GENERATE THE DATA FOR REPORTING ON IDDA	03.2017	73,496	73,595	147,455	127,482
170006 PROMOTING JAPANESE DIRECT INVESTMENTS IN SELECTED AFRICAN COUNTRIES THROUGH PUBLIC-PRIVATE PARTNERSHIPS AS A FOLLOW-UP TO TICAD VI	06.2017	50,679	50,679	139,823	85,789
170031 SCALING UP RENEWABLE ENERGY IN THE EAST AFRICAN COMMUNITY REGION THROUGH SOUTH-SOUTH COOPERATION	05.2017	1,545	987	19,874	21,705
170083 JOINT UNIDO-DTI CAPACITY DEVELOPMENT PROGRAMME FOR HIGH-LEVEL POLICYMAKERS IN THE SADC REGION	09.2017	39,394	38,586	81,414	41,710
170088 PROJECT TO FACILITATE THE DEVELOPMENT, OPERATIONALIZATION AND IMPLEMENTATION OF A PROGRAMME FOR THE THIRD INDUSTRIAL DEVELOPMENT FOR AFRICA	08.2017	370,752	360,316	850,686	461,579
170095 WEST AFRICA COMPETITIVENESS AND QUALITY INFRASTRUCTURE PROJECT	08.2017	297,549	54,424	1,161,392	71,649
170133 AFRICA INDUSTRIALIZATION DAY 2017 AND 2018	08.2017	(711)	779	94,051	107,506
170205 STRENGTHENING OF THE ENABLING ENVIRONMENT, ECOSYSTEM-BASED MANAGEMENT AND GOVERNANCE TO SUPPORT IMPLEMENTATION OF THE STRATEGIC ACTION PROGRAMME OF THE GUINEA CURRENT LARGE MARINE ECOSYSTEM	01.2018	21,557	21,557	37,500	21,557
180088 SUPPORTING THE “JOBS FOR YOUTH IN AFRICA” INITIATIVE	06.2018	35,759	34,582	35,722	34,582
180254 UNIDO-AFDB STAPLE CROPS PROCESSING ZONES (SCPZS) PROJECT	10.2018	3,106	2,900	22,967	2,900

Identification number and title	PAD issuance date	Current year budget	Current year expenditure	Total budget	Total expenditure
ARAB REGION					
120176 AID FOR TRADE ROAD MAP FOR THE ARAB STATES	12.2015	449,487	437,465	932,402	753,135
120541 ENHANCEMENT OF REGIONAL TRADE CAPACITIES IN FOOD THROUGH HARMONIZED REGIONAL CONFORMITY ASSESSMENT AND FOOD SAFETY SYSTEMS	05.2014	1,680,000	1,682,241	6,842,597	5,268,275
130034 PRIVATE SECTOR DEVELOPMENT IN THE SOUTHERN MEDITERRANEAN – “CULTURAL AND CREATIVE INDUSTRY CLUSTERS IN THE SOUTHERN MEDITERRANEAN REGION”	01.2014	1,133,052	919,993	7,388,462	6,691,646
170070 REGIONAL PROGRAM FOR INCLUSIVE AND SUSTAINABLE INDUSTRIAL DEVELOPMENT FOR THE MARINE AGRO-INDUSTRIAL SECTOR AND THE PROTECTION OF THE MARINE LIVELIHOOD AND RESOURCES IN THE RED SEA AND GULF OF ADEN	06.2017	25,873	28,006	55,602	61,371
180026 ARAB STARPACK PROFESSIONAL: AN INDUSTRY-LEVEL PACKAGING COMPETITION FOR AGRO-FOOD SMES IN THE ARAB REGION	05.2018	19,974	19,282	23,711	19,282
ASIA AND THE PACIFIC REGION					
104066 DEMONSTRATION OF BAT AND BEP IN FOSSIL FUEL-FIRED UTILITIES AND INDUSTRIAL BOILERS IN RESPONSE TO THE STOCKHOLM CONVENTION ON PERSISTENT ORGANIC POLLUTANTS (POPS)	05.2010	(5,697)	(5,697)	3,968,243	3,968,243
104068 REGIONAL PLAN FOR INTRODUCTION OF BAT/BEP STRATEGIES TO INDUSTRIAL SOURCE CATEGORIES OF STOCKHOLM CONVENTION ANNEX C OF ARTICLE 5 IN THE EAST AND SOUTH EAST ASIA REGION	09.2010	0	195	915,799	915,799
104088 REGIONAL NETWORK ON PERSISTENT ORGANIC POLLUTANTS (POPS)-PESTICIDES FOR ASIA AND THE PACIFIC	06.2009	23,894	9,770	471,047	456,923
106034 MARKET ACCESS AND TRADE FACILITATION SUPPORT FOR SOUTH ASIAN LDCs, THROUGH STRENGTHENING INSTITUTIONAL AND NATIONAL CAPACITIES RELATED TO STANDARDS, METROLOGY TESTING AND QUALITY (SMTQ) – PHASE II AND III	08.2013	0	(14,681)	3,588,275	3,532,066
106078 TRADE CAPACITY-BUILDING IN THE MEKONG DELTA COUNTRIES OF CAMBODIA, LAO PEOPLE’S DEMOCRATIC REPUBLIC AND VIET NAM, THROUGH STRENGTHENING INSTITUTIONAL AND NATIONAL CAPACITIES RELATED TO STANDARDS, METROLOGY, TESTING AND QUALITY (SMTQ) PHASE III	10.2011	471	(7,640)	1,572,711	1,408,133
120225 STRATEGIC PROGRAMME FOR SCALING UP RENEWABLE ENERGY (RE) MARKETS IN TARGETED SMALL ISLAND DEVELOPING STATES (SIDS) IN THE PACIFIC ISLAND REGION	12.2012	1	8,335	715,259	721,722
120420 DEMONSTRATION OF BAT AND BEP IN THE MANAGEMENT OF OPEN BURNING ACTIVITIES IN RESPONSE TO THE STOCKHOLM CONVENTION ON PERSISTENT ORGANIC POLLUTANTS	06.2013	(512)	(512)	199,478	199,478
130151 PROMOTING LOW-GLOBAL WARMING POTENTIAL REFRIGERANTS FOR AIRCONDITIONING SECTORS IN HIGH-AMBIENT TEMPERATURE COUNTRIES IN WEST ASIA	05.2013	(5,780)	(5,780)	359,000	359,000
130156 PACE-NET PLUS (PACIFIC-EUROPE NETWORK FOR SCIENCE, TECHNOLOGY AND INNOVATION)	01.2014	(514)	(489)	282,175	269,969
140276 FIRST OPERATIONAL PHASE OF THE PACIFIC CENTRE FOR RENEWABLE ENERGY AND ENERGY EFFICIENCY	08.2016	533,521	479,980	1,825,405	996,896

Identification number and title	PAD issuance date	Current year budget	Current year expenditure	Total budget	Total expenditure
140277 START-UP AND FIRST OPERATIONAL PHASE OF THE RENEWABLE ENERGY AND ENERGY EFFICIENCY CAPABILITY FOR THE HINDU KUSH HIMALAYA	12.2015	9,293	14,044	367,157	177,821
140398 ENVIRONMENTAL COOPERATION INSTRUMENTS IN THE CONTEXT OF INCLUSIVE AND SUSTAINABLE INDUSTRIAL DEVELOPMENT (ISID)	11.2015	66,922	63,950	265,487	262,515
150011 CLIMATE CHANGE MITIGATION THROUGH METHANE RECOVERY AND REUSE FROM INDUSTRIAL WASTEWATER TREATMENT	12.2017	125,000	103,989	125,000	103,989
150033 DEMONSTRATION OF BAT AND BEP IN OPEN BURNING ACTIVITIES IN RESPONSE TO THE STOCKHOLM CONVENTION ON POPS	03.2015	1,862,910	775,238	7,560,000	3,214,306
150240 SOUTH-SOUTH COOPERATION IN THE ENERGY-SAVING AND ENVIRONMENTALLY-FRIENDLY INDUSTRY	07.2015	114,897	22,997	369,271	39,644
160085 CONTRIBUTION TOWARD THE ELIMINATION OF MERCURY IN THE ARTISANAL AND SMALL SCALE GOLD MINING (ASGM) SECTOR: FROM MINERS TO REFINERS	02.2017	202,314	207,255	4,000,000	267,761
160109 PROMOTING ALTERNATIVE REFRIGERANTS IN AIR-CONDITIONING FOR HIGH AMBIENT COUNTRIES IN WEST ASIA (PRAHA-II)	06.2016	38,784	32,347	325,000	233,123
160117 SUSTAINABLE TRADE PROMOTION IN MYANMAR THROUGH ESTABLISHING A GREEN TEXTILE SUPPLY CHAIN DERIVED FROM AGRO-RESIDUES	05.2017	12,337	12,137	64,800	64,599
170007 SUPPORT INSTITUTIONAL CAPACITY-BUILDING OF THE GOVERNMENTS OF THAILAND AND MONGOLIA FOR THE DESIGN OF A POLICY FRAMEWORK TO IMPROVE NATIONAL PRODUCTIVITY	08.2017	(785)	(785)	76,636	76,636
170060 STUDY ON INCLUSIVE INVESTMENTS AND GLOBAL VALUE CHAINS: OPPORTUNITIES FOR SMALL AND MEDIUM-SIZED ENTERPRISES IN ASEAN	06.2017	72,061	59,677	92,105	82,615
170252 SUBREGIONAL PROGRAMME FOR PROMOTING ISID IN PACIFIC ISLAND COUNTRIES 2018–2021	02.2018	20,000	19,079	19,991	19,079
180163 REGIONAL CONFERENCE ON UNLOCKING THE POTENTIAL OF INDUSTRY 4.0 FOR INCLUSIVE AND SUSTAINABLE INDUSTRIAL DEVELOPMENT	10.2018	62,200	62,673	108,521	62,673
EUROPE AND CENTRAL ASIA REGION					
100038 RESOURCE EFFICIENT AND CLEANER PRODUCTION (RECP) REGIONAL NETWORK FOR STRENGTHENING COOPERATION AND FOSTERING TRANSFER AND ADAPTION OF RECP TECHNOLOGIES IN THE COUNTRIES OF SOUTH-EASTERN EUROPE	10.2012	63,182	55,697	749,130	710,667
120143 REGIONAL RESOURCE EFFICIENT AND CLEANER PRODUCTION (RECP) DEMONSTRATION PROGRAMME FOR THE EUROPEAN UNION’S EASTERN NEIGHBOURHOOD (EAP) REGION	06.2013	73,318	80,704	2,734,939	2,636,384
120443 IMPROVEMENT OF INDUSTRIAL STATISTICS IN CIS COUNTRIES	06.2012	160,482	145,111	929,205	913,833
150105 REGIONAL DEMONSTRATION PROJECT FOR COORDINATED MANAGEMENT OF ODS AND POPS DISPOSAL IN THE RUSSIAN FEDERATION, UKRAINE, BELARUS, KAZAKHSTAN AND ARMENIA	06.2017	4,640,177	3,716,842	18,000,000	3,766,400
170062 FIRST REGIONAL CONFERENCE ON SUSTAINABLE INDUSTRIAL DEVELOPMENT: “PROMOTING SUSTAINABLE ENERGY SOLUTIONS AND CLEAN TECHNOLOGIES IN CIS COUNTRIES”	06.2017	118,109	115,619	232,359	229,869
170079 WORKSHOP ON CIRCULAR ECONOMY IN THE AUTOMOTIVE INDUSTRY	06.2017	6,360	6,360	52,805	52,805
170223 EU4ENVIRONMENT, RESOURCE EFFICIENT AND CLEANER PRODUCTION COMPONENT	03.2018	35,842	32,353	2,699,053	32,353

Identification number and title	PAD issuance date	Current year budget	Current year expenditure	Total budget	Total expenditure
LATIN AMERICA AND THE CARRIBEAN REGION					
100271 IMPLEMENTING INTEGRATED MEASURES FOR MINIMIZING MERCURY RELEASES FROM ARTISANAL GOLD MINING	06.2012	(13,429)	(13,429)	918,326	918,326
120612 REGIONAL TRADE STANDARDS COMPLIANCE REPORT FOR LATIN AMERICA AND THE CARIBBEAN	03.2013	(5)	(4)	125,577	122,068
130096 PPG – STRENGTHENING OF NATIONAL INITIATIVES AND ENHANCEMENT OF REGIONAL COOPERATION FOR THE ENVIRONMENTALLY SOUND MANAGEMENT OF WEEE AND EEE IN THE LAC REGION	03.2014	(336)	(337)	199,466	199,465
130132 CONFERENCE OF LATIN AMERICA AND THE CARIBBEAN MINISTERS OF INDUSTRY	08.2013	0	(2,286)	198,357	203,986
130200 ESTABLISHMENT AND FIRST OPERATIONAL PHASE OF THE CARIBBEAN CENTRE FOR RENEWABLE ENERGY AND ENERGY EFFICIENCY (CCREEE)	12.2014	910,145	325,554	2,165,932	1,304,333
130211 DEVELOPMENT AND IMPLEMENTATION OF A SUSTAINABLE MANAGEMENT MECHANISM FOR PERISTENT ORGANIC POLLUTANTS IN THE CARIBBEAN	11.2013	(180)	(180)	194,004	194,004
140141 UNIDO INDUSTRIAL KNOWLEDGE BANK (IKB)	10.2014	18,026	11,529	63,553	56,365
140275 STRATEGIC ROADMAP 2016–2020: CONTRIBUTING TO THE QUALITY INFRASTRUCTURE OF THE AMERICAS	10.2015	8,403	10,624	156,153	155,842
140297 STRENGTHENING OF NATIONAL INITIATIVES AND ENHANCEMENT OF REGIONAL COOPERATION FOR THE ENVIRONMENTALLY SOUND MANAGEMENT OF POPS IN WASTE OF ELECTRONIC OR ELECTRICAL EQUIPMENT (WEEE) IN LATIN-AMERICAN COUNTRIES	05.2017	1,644,707	1,488,665	9,500,000	1,501,079
140337 IMPROVING PRODUCTIVITY AND COMPETITIVENESS OF SHRIMP VALUE CHAIN IN LAC THROUGH REGIONAL COOPERATION.	10.2015	87,915	39,179	741,085	693,140
140348 ADVANCED TECHNOLOGIES FORESIGHT INITIATIVE FOR IMPROVING REGIONAL VALUE CHAINS IN LAC	02.2015	17,206	4,899	87,909	75,633
140355 ECO-INDUSTRIAL PARKS (EIP) DEVELOPMENT IN LATIN AMERICAN COUNTRIES	12.2015	228,688	192,970	687,600	672,073
150049 DEVELOPMENT AND IMPLEMENTATION OF A SUSTAINABLE MANAGEMENT MECHANISM FOR POPS IN THE CARIBBEAN	08.2015	2,104,511	759,678	8,839,000	5,900,167
150122 FIRST OPERATIONAL PHASE OF THE CENTRAL AMERICAN INTEGRATION SYSTEM CENTRE FOR RENEWABLE ENERGY AND ENERGY EFFICIENCY	02.2016	654,961	83,324	936,807	191,213
170120 A SUSTAINABLE AND CLIMATE-FRIENDLY PHASE OUT OF OZONE-DEPLETING SUBSTANCES AND HYDROFLUOROCARBONS MITIGATION ACTIONS FOR THE IMPLEMENTATION OF THE KIGALI AMENDMENT UNDER THE MONTREAL PROTOCOL	10.2018	2,151	2,036	214,264	2,036
GLOBAL					
100035 GLOBAL PROMOTION, ADAPTATION AND APPLICATION OF INNOVATIVE CHEMICAL LEASING BUSINESS APPROACHES FOR SOUND CHEMICAL MANAGEMENT	09.2013	(444)	(456)	392,743	384,131
100050 JOINT UNIDO-UNEP PROGRAMME ON RESOURCE EFFICIENT AND CLEANER PRODUCTION (RECP) IN DEVELOPING AND TRANSITION COUNTRIES	05.2012	1,503,640	1,472,205	13,589,038	13,352,205
100081 STRENGTHENING COOPERATION BETWEEN UNIDO AND THE ENHANCED INTEGRATED FRAMEWORK (EIF)	12.2011	429	(9,286)	337,891	307,081
102047 CAPACITY BUILDING IN TRANSFER AND DIFFUSION OF ENVIRONMENTALLY SOUND TECHNOLOGIES TO BRAZIL FOR ENHANCEMENT OF PRODUCTIVITY AND SUSTAINED GROWTH OF ITS INDUSTRY	07.2005	9,900	9,900	425,563	425,563

Identification number and title	PAD issuance date	Current year budget	Current year expenditure	Total budget	Total expenditure
102056 PROMOTION OF INDUSTRIAL INVESTMENT IN DEVELOPING COUNTRIES AND ECONOMIES IN TRANSITION – ITPO UK (CONTINUATION OF PROJECT TF/GLO/03/008)	07.2008	(3,207)	(2,980)	565,600	572,294
102080 UNIDO CENTRE FOR INTERNATIONAL INDUSTRIAL COOPERATION IN THE RUSSIAN FEDERATION	12.2007	384,453	212,789	2,279,723	2,108,058
104079 FACILITATOR MECHANISM FOR THE ESTABLISHMENT OF AN INTERNATIONAL INDUSTRIAL BIOTECHNOLOGY NETWORK (IIBN)	10.2009	(14,165)	(13,169)	1,362,803	1,348,763
108005 GLOBAL TRUST FUND	01.2007	0	26,586	5,471	31,861
109029 INDUSTRIAL POLICY SUPPORT FUND	11.2011	(7,250)	(6,668)	405,366	407,073
120071 PREPARATORY ASSISTANCE FOR THE CLIMATE TECHNOLOGY CENTER AND NETWORK (CTCN)	02.2012	(2)	(3)	54,613	58,301
120098 STRENGTHENING OF THE OPERATION PHASE OF THE UNIDO CENTER FOR SOUTH SOUTH INDUSTRIAL COOPERATION PHASE II	05.2013	79,178	(331)	295,131	215,622
120107 UNIDO GREEN INDUSTRY INITIATIVE PHASE II	05.2012	26,126	23,242	1,213,012	1,103,553
120117 STRENGTHENING THE LOCAL PRODUCTION OF ESSENTIAL MEDICINES IN DEVELOPING COUNTRIES THROUGH ADVISORY AND CAPACITY-BUILDING SUPPORT (PHASE IV)	12.2012	771,705	705,191	5,305,953	4,960,958
120212 LEARNING AND KNOWLEDGE DEVELOPMENT FACILITY: A SIDA-UNIDO MANUFACTURING SKILLS DEVELOPMENT RESOURCE	05.2013	146,718	46,970	1,503,749	1,367,536
120249 SUPPORT PROGRAMME FOR CCA/UNDAF/DAO ACTIVITIES AND TC PORTFOLIO DEVELOPMENT BY UNIDO FIELD UNITS	05.2012	(4,098)	(4,554)	944,045	940,397
120351 PROMOTING GOOD GOVERNANCE AND SUSTAINABILITY OF QUALITY INFRASTRUCTURE THROUGH QUALITY POLICY	02.2017	85,720	88,002	238,961	171,431
120444 JOINT UNEP-UNIDO PROGRAMME TO HOST AND MANAGE THE CLIMATE TECHNOLOGY CENTRE AND NETWORK (CTCN)	05.2012	4,577,732	2,737,804	13,308,488	9,031,672
120547 STRATEGIC PARTNERSHIPS WITH MEMBER STATES	12.2012	40,112	40,870	261,853	253,899
120563 UNIDO ENGAGEMENT WITH THE POST-2015 DEVELOPMENT AGENDA AND SUSTAINABLE DEVELOPMENT GOALS PROCESSES	12.2012	6	6	384,247	387,605
120601 LOW CARBON LOW EMISSION CLEAN ENERGY TECHNOLOGY TRANSFER PROGRAMME	08.2013	2,443,305	840,683	10,315,938	8,408,405
130090 PARTNERSHIP FOR ACTION ON GREEN ECONOMY (PAGE): SUPPORTING CHANGE FOR THE FUTURE WE WANT	10.2016	577,140	469,548	2,091,773	1,615,504
130187 STRENGTHENING RELATIONSHIPS WITH MEMBER STATES	08.2013	13	13	354,393	399,177
130207 ENHANCING THE QUALITY OF UNIDO'S DEVELOPMENT INTERVENTIONS THROUGH EVIDENCE-BASED MONITORING AND ASSESSMENT	09.2013	42,659	43,052	87,852	86,988
130275 SUPPORTING THE UNIDO CERNTR FOR SOUTH-SOUTH INDUSTRIAL COOPERATION IN CHINA (2ND PHASE)	12.2013	257,537	223,647	1,489,000	1,051,567
130290 UNIDO SERVICE IN ITALY FOR THE PROMOTION OF INDUSTRIAL INVESTMENT AND TECHNOLOGY IN DEVELOPING COUNTRIES	05.2014	771,820	752,314	4,083,180	3,192,916
130292 UNIDO INVESTMENT AND TECHNOLOGY PROMOTION OFFICE FOR CHINA IN BEIJING	02.2014	8,599	8,599	1,697,600	1,697,600
130295 VIENNA ENERGY FORUM 2015: SUSTAINABLE ENERGY FOR INCLUSIVE DEVELOPMENT	01.2015	1,049	956	810,721	747,096
130308 UNIDO INVESTMENT AND TECHNOLOGY PROMOTION OFFICE IN SEOUL, REPUBLIC OF KOREA – ITPO KOREA	02.2014	(3,550)	(3,550)	967,009	967,009

Identification number and title		PAD issuance date	Current year budget	Current year expenditure	Total budget	Total expenditure
130316	INTEGRATED INDUSTRIAL UPGRADING AND ENTERPRISE DEVELOPMENT APPROACH	04.2014	158,319	155,329	983,980	988,077
140074	JUNIOR PROFESSIONAL OFFICER (JPO) AT CLUSTERS AND BUSINESS LINKAGES UNIT (PTC/BIT/CBL) FUNDED BY JAPAN	04.2014	(458)	(458)	319,737	319,737
140079	STRATEGIC POSITIONING OF UNIDO AND ISID IN THE POST-2015 DEVELOPMENT AGENDA: GLOBAL CAMPAIGN	04.2014	(582)	(535)	735,754	699,678
140084	SUPPORT PROGRAMME FOR MAINSTREAMING UN SYSTEM WIDE COHERENCE AND DELIVERING AS ONE THROUGH THE DEVELOPMENT OF CCA/UNDAF/DAO ACTIVITIES AND TECHNICAL COOPERATION PORTFOLIO AT UNIDO FIELD LEVEL	10.2014	(14,153)	(18,361)	840,280	764,736
140091	20 YEARS STATISTICS IN THE SERVICE OF THE NATIONS FOR INDUSTRIALIZATION: THE PAST AND FUTURE OF UNIDO STATISTICS	03.2014	0	(1,525)	93,475	96,425
140109	TWO UNIDO FORA ON I) STRATEGIES AND INSTRUMENTS AND ON II) FUNDS MOBILIZATION AND PARTNERSHIPS FOR INDUSTRIAL PARKS FOR INCLUSIVE AND SUSTAINABLE DEVELOPMENT	04.2014	0	(26)	1,134,956	1,108,381
140164	TRAINING AND CAPACITY BUILDING OF PARTNERS	06.2014	(1,189)	(1,119)	92,118	88,120
140200	SUPPORT TO THE G77 CONFERENCE OF MINISTERS OF INDUSTRY ON NATURAL RESOURCE GOVERNANCE AND INDUSTRIALIZATION	08.2014	(19,947)	(19,651)	106,781	99,648
140269	STRUCTURAL CHANGE ANALYSIS FOR INCLUSIVE AND SUSTAINABLE INDUSTRIAL DEVELOPMENT	06.2015	294	294	87,701	87,701
140287	JUNIOR PROFESSIONAL OFFICER (JPO) ON PRIVATE SECTOR DEVELOPMENT IN VIENNA	11.2014	(552)	1,066	356,513	314,130
140291	FACILITATE UNIDO'S PARTNERSHIP MOBILIZATION	01.2015	(305)	(305)	351,101	351,101
140292	STRENGTHENING THE LOCAL PRODUCTION OF ESSENTIAL MEDICINES IN DEVELOPING COUNTRIES THROUGH ADVISORY AND CAPACITY-BUILDING SUPPORT – PHASE 5.2	04.2015	74,351	77,314	1,959,715	1,889,020
140300	JUNIOR PROFESSIONAL OFFICER (JPO) IN ETHIOPIA FUNDED BY ITALY	01.2015	8,516	8,516	310,448	310,448
140307	PROMOTING ACCELERATED TRANSFER AND SCALED-UP DEPLOYMENT OF MITIGATION TECHNOLOGIES THROUGH THE CLIMATE TECHNOLOGY CENTRE AND NETWORK (CTCN)	08.2015	493,801	252,587	1,800,000	1,558,786
140312	INTEGRATED SOLUTIONS FOR ENERGY, WATER, FOOD, AND ECOSYSTEM SECURITY UNDER RAPID GLOBAL CHANGE	08.2016	0	110	1,997,221	1,942,331
140318	INVESTMENT AND TECHNOLOGY PROMOTION OFFICE (ITPO) IN NIGERIA	06.2015	1,196,193	316,311	2,472,277	1,256,247
140365	PROACTIVE ENGAGEMENT OF UNIDO AND HEINEKEN TO PROMOTE PRIVATE PUBLIC PARTNERSHIPS FOR WATER STEWARDSHIP ISSUES IN CRITICAL CATCHMENT AREAS	05.2015	77,620	3,313	373,499	296,804
140393	STRENGTHENING UNIDO STATISTICAL CAPACITY FOR SDG MONITORING	03.2015	90,178	70,440	231,443	209,442
150019	PROMOTE ISID ALONG MARITIME AND CONTINENTAL SILK ROAD	10.2015	165,730	154,196	600,000	548,025
150029	GLOBAL FORUM NETWORK MEETING 2016 ON BEST AVAILABLE TECHNIQUES AND BEST ENVIRONMENTAL PRACTICES	02.2016	3,563	3,854	62,830	65,411
150074	JPO TRADE CAPACITY BUILDING	04.2015	50,916	11,352	291,944	252,381
150079	THEMATIC EVALUATION: UNIDO INTERVENTIONS IN THE AREA OF ENTERPRISE/JOB CREATION AND SKILLS DEVELOPMENT, INCLUDING FOR WOMEN AND YOUTH	03.2015	(678)	(701)	43,061	39,530

Identification number and title		PAD issuance date	Current year budget	Current year expenditure	Total budget	Total expenditure
150091	BRUSSELS ENHANCED WORK PROGRAMME 2015	07.2015	0	(3,626)	76,554	68,549
150092	COUNTRY EVALUATIONS SUPPORT	03.2015	0	195	44,864	41,476
150102	GEF INTERNATIONAL WATERS: LEARNING EXCHANGE AND RESOURCE NETWORK (GEF IW:LEARN 4) EXECUTION OF SUBCOMPONENT 4.1 ECONOMIC VALUATION	06.2016	56,289	47,001	259,455	250,166
150138	TRADE AND COMPLIANCE KNOWLEDGE HUB – ONLINE PLATFORM ON TRADE AND QUALITY RELATED INTERACTIVE WEB-TOOLS	08.2015	92,016	54,289	195,735	124,762
150150	ADVOCACY AND COMMUNICATION SUPPORT FOR MAJOR EVENTS IN 2015–2017	07.2015	113,141	105,277	554,437	552,242
150185	GUIDANCE DEVELOPMENT AND CASE STUDY DOCUMENTATION OF GREEN CHEMISTRY AND TECHNOLOGIES	07.2016	545,244	441,102	1,770,000	1,250,849
150213	PREPARATION OF A DEMONSTRATION PROJECT ON REFRIGERANT CONTAINMENT AND INTRODUCTION OF LOW-GLOBAL WARMING POTENTIAL REFRIGERANTS AT THE COUNTRY LEVEL	06.2016	74,783	6,341	490,829	365,595
150239	DEMONSTRATION PROJECT IN THE REFRIGERATION ASSEMBLY SECTOR	09.2016	820,442	474,885	904,991	549,434
150249	SUPPORT FOR INDUSTRIAL ENERGY EFFICIENCY ACCELERATOR UNDER SE4ALL	10.2015	(844)	(821)	66,837	64,681
150346	PRIVATE FINANCING ADVISORY NETWORK (PFAN)	07.2016	2,821,972	2,355,647	8,331,207	4,323,022
150362	PROMOTION OF UNIDO MANDATE FOR INDUSTRIAL DEVELOPMENT (FORUM ON INDUSTRIAL DEVELOPMENT ISSUES)	09.2015	(142)	(147)	330,039	299,960
150365	JPO ASSOCIATE SUSTAINABLE PROCUREMENT OFFICER	10.2015	(174)	(174)	212,177	212,177
150376	GREEN INDUSTRY CONFERENCE 2016	02.2016	23,076	23,348	493,356	496,571
150377	LAUNCH OF THE INDUSTRIAL DEVELOPMENT REPORT 2016	12.2015	(762)	(712)	63,086	65,180
150379	BUILDING PARTNERSHIPS FOR SOUTH-SOUTH AND TRIANGULAR INDUSTRIAL COOPERATION BETWEEN CHINA AND OTHER DEVELOPING COUNTRIES FOR TECHNOLOGY UPGRADING	12.2016	44,722	36,404	500,000	44,682
150387	PROMOTION OF APPLIED RESEARCH AND DEVELOPMENT OF NEW BIO-PESTICIDE FORMULATIONS TO REPLACE PERSISTENT ORGANIC POLLUTANTS	08.2017	144,692	111,774	265,487	152,932
150415	PROMOTING RATIFICATION AND EARLY IMPLEMENTATION OF THE MINAMATA CONVENTION ON MERCURY IN AT LEAST 10 COUNTRIES	03.2016	424,964	301,150	882,509	753,195
150416	MITIGATING TOXIC HEALTH EXPOSURES IN LOW- AND MIDDLE-INCOME COUNTRIES: GLOBAL ALLIANCE ON HEALTH AND POLLUTION	02.2016	1,454,735	1,470,876	5,186,732	4,822,355
150441	PROMOTIONAL EVENTS IN SUPPORT OF THE GLOBAL MANUFACTURING AND INDUSTRIALIZATION SUMMIT (GMIS)	06.2016	63,041	59,671	276,170	285,034
160004	GENDER STRATEGY WORK PROGRAMME 2016	01.2016	348,167	206,090	655,960	486,787
160040	UNIDO'S ENGAGEMENT WITH UN WATER IN 2017 AND 2018	04.2016	10,642	11,771	27,713	29,029
160045	STRENGTHENING COOPERATION BETWEEN UNIDO AND THE ENHANCED INTEGRATED FRAMEWORK, PHASE 2	10.2016	180,420	29,017	221,303	64,386
160049	BASELINE INVESTIGATION OF MERCURY EMISSION FROM CHINESE CEMENT SECTOR AND ITS WHOLE-PROCESS CONTROL	06.2017	19,710	6	265,487	205,296
160064	COUNTRY AND THEMATIC EVALUATIONS	04.2016	143,327	138,950	695,035	715,276
160066	BRUSSELS ENHANCED WORK PROGRAMME 3	05.2016	45,922	48,855	233,358	247,735

Identification number and title	PAD issuance date	Current year budget	Current year expenditure	Total budget	Total expenditure
160074 UNIDO'S ROLE IN THE 2030 AGENDA: ACTIVITIES AND OPPORTUNITIES	07.2016	37,934	38,875	89,091	91,062
160075 STRATEGIC POSITIONING OF UNIDO'S MANDATE AND ITS ROLE AS THE LEAD AGENCY FOR INDUSTRY-RELATED TARGETS AND INDICATORS OF AGENDA 2030	08.2016	34,267	33,770	141,643	139,504
160083 INVESTMENT AND TECHNOLOGY PROMOTION OFFICE IN GERMANY	02.2017	519,147	518,334	1,829,461	714,784
160084 UNIDO INVOLVEMENT IN THE G20 IN 2016 AND 2017	04.2016	48,954	43,146	193,020	187,331
160099 INTERNATIONAL CONFERENCE: "QUALITY FOREIGN DIRECT INVESTMENTS, GROWTH AND DEVELOPMENT: DISCUSSING IMPACT AND POLICY OPTIONS"	06.2016	10,813	10,930	70,874	72,053
160100 UNIDO'S PARTICIPATION IN ASTANA EXPO-2017 INTERNATIONAL EXHIBITION "FUTURE ENERGY"	02.2017	64,751	49,893	142,683	134,942
160103 PROMOTING UNIDO'S ISID MANDATE VIA AN EXPO, FIELD EVENTS AND OTHER ACTIVITIES	06.2016	(2,927)	(2,711)	581,704	580,904
160106 SUPPORT FOR THE PRODUCTION OF 2018 INDUSTRIAL DEVELOPMENT REPORT	06.2016	(65)	(58)	196,117	209,120
160122 ENTREPRENEURIAL COMPETENCY-BASED FRAMEWORK FOR INDUSTRIAL DEVELOPMENT	03.2017	43,731	57,107	239,823	64,271
160151 CAPACITY-BUILDING FACILITY FOR INDUSTRY, TECHNOLOGY AND INNOVATION POLICY	03.2017	228,883	239,384	461,497	329,152
160189 DEVISING PRACTICAL APPROACHES FOR MOBILISING INVESTMENT CAPITAL AND TRANSFER OF TECHNOLOGY FOR AFRICA'S PHARMACEUTICAL INDUSTRY	12.2016	208,332	205,266	346,432	363,039
160196 ENHANCING UNIDO'S STRATEGIC APPROACH WITH A VIEW TO HARMONIZING THE ORGANIZATION'S PROGRAMMATIC RESPONSE AND STRENGTHENING THE FIELD NETWORK CAPACITY	10.2016	306,097	261,527	535,104	490,533
160202 STRENGTHENING THE LOCAL PRODUCTION OF ESSENTIAL MEDICINES IN DEVELOPING COUNTRIES THROUGH ADVISORY AND CAPACITY-BUILDING SUPPORT – PHASE 6: MAINSTREAMING AND CONSOLIDATION	01.2017	854,999	846,866	1,995,398	1,580,954
160206 JUNIOR PROFESSIONAL OFFICER IN THAILAND	09.2017	92,508	94,244	210,313	183,752
160207 UNIDO INVESTMENT AND TECHNOLOGY PROMOTION OFFICE IN BAHRAIN (2017–2019)	12.2016	1,693,463	1,366,589	4,521,534	2,906,890
160209 FACILITATE UNIDO PARTNERSHIP MOBILIZATION	12.2016	359,150	355,379	676,000	591,404
160210 SUPPORTING THE ESTABLISHMENT OF THE INTERNATIONAL CENTRE FOR ECO-INDUSTRIAL PARKS DEVELOPMENT IN DEVELOPING COUNTRIES AND TRANSITION ECONOMIES	06.2017	0	(703)	41,859	38,786
160211 VIENNA ENERGY FORUM 2017	01.2017	5,216	6,791	653,834	693,751
160237 UNIDO INVESTMENT AND TECHNOLOGY PROMOTION OFFICE IN SEOUL, REPUBLIC OF KOREA (2017–2019)	04.2017	297,048	286,981	590,206	492,139
160239 UNIDO INVESTMENT AND TECHNOLOGY PROMOTION OFFICE IN TOKYO, JAPAN (2017–2022)	12.2016	1,935,097	1,900,267	5,069,529	3,647,929
160242 OPERATIONALIZATION OF UNIDO'S MIGRATION STRATEGY	02.2017	53,417	36,668	123,579	107,015
160247 PROGRAMME FOR UN SYSTEM-WIDE COHERENCE AND UNDAFS/UNSDFS	04.2017	267,970	84,763	362,007	199,561
160261 SCALING-UP FOOD SAFETY CAPACITY BUILDING THROUGH PUBLIC-PRIVATE PARTNERSHIPS	02.2017	210,856	35,103	215,594	48,381
160263 REPLICATING AND SCALING UP SOUTH-SOUTH AND TRIANGULAR INDUSTRIAL COOPERATION SUCCESS STORIES AND GOOD PRACTICES TO ACHIEVE INCLUSIVE AND SUSTAINABLE INDUSTRIAL	07.2017	40,833	39,576	104,801	51,027

Identification number and title		PAD issuance date	Current year budget	Current year expenditure	Total budget	Total expenditure
DEVELOPMENT AND ADVANCE SUSTAINABLE DEVELOPMENT GOAL 9						
160275	BRIDGE FOR CITIES – BELT AND ROAD INITIATIVE: DEVELOPING GREEN ECONOMIES FOR CITIES	09.2017	208,965	195,161	496,785	322,241
160279	PROMOTION OF UNIDO-WORLD BANK PARTNERSHIP	02.2017	168	168	82,000	44,939
170004	JPO ASSOCIATE HR OFFICER	04.2017	148,636	111,199	267,322	229,885
170010	JPO STRATEGIC PLANNING AND COORDINATION	03.2017	150,128	105,470	267,243	222,585
170012	SCALING UP RENEWABLE ENERGY IN SELECTED DEVELOPING COUNTRIES OF THE BELT AND ROAD THROUGH SOUTH-SOUTH COOPERATION	07.2017	10,382	10,662	29,702	10,662
170014	JUNIOR PROFESSIONAL OFFICER (CHINA)	03.2017	167,084	134,100	314,852	258,148
170015	MAKING THE BUSINESS CASE FOR SUSTAINABLE CHEMISTRY: CHEMICAL LEASING 4.0	08.2017	173,911	140,572	260,688	142,626
170022	WORLD SMALL HYDROPOWER DEVELOPMENT REPORT 2019 AND THE KNOWLEDGE PLATFORM WWW.SMALLHYDROWORLD.ORG	03.2018	16,904	16,170	92,077	16,170
170032	GQSP GLOBAL KNOWLEDGE MANAGEMENT	05.2017	484,722	124,797	601,383	251,452
170038	CIRCULAR ECONOMY IN UNIDO	04.2017	168,377	98,739	203,028	140,565
170039	GLOBAL FORUM ON CONVERGENT TECHNOLOGIES FOR INCLUSIVE AND SUSTAINABLE INDUSTRIAL DEVELOPMENT	06.2017	127,634	103,523	176,991	152,880
170041	GLOBAL INDUSTRIAL ENERGY EFFICIENCY ACCELERATOR	06.2017	558,205	289,412	2,000,000	1,298,298
170046	GENERATING ENERGY CAPACITY FROM GEOTHERMAL POWER GENERATION AND ITS RELATED TECHNOLOGIES FOR SUSTAINABLE DEVELOPMENT	05.2017	2,480,704	844,660	11,268,537	1,165,267
170057	KIGALI AMENDMENT: CHALLENGES, OPPORTUNITIES AND KEY ACTIONS FOR THE PHASE-DOWN OF HYDROFLUOROCARBONS, WITH SPECIAL CHAPTER ON AFRICA	05.2017	35,227	34,427	163,313	172,730
170067	UNIDO-ITU COLLABORATION: SIDE EVENTS AT THE WORLD SUMMIT ON THE INFORMATION SOCIETY	05.2017	(8,081)	(7,574)	19,313	21,403
170081	UNIDO-AIESEC GLOBAL PARTNERSHIP	09.2017	7,320	7,528	12,941	13,821
170084	UNIDO INVESTMENT AND TECHNOLOGY PROMOTION OFFICE (SHANGHAI INVESTMENT PROMOTION CENTER), IN SHANGHAI, CHINA	10.2017	354,502	287,856	622,534	288,707
170093	ACCELERATED AGRICULTURE AND AGRO-INDUSTRIES DEVELOPMENT INITIATIVE PLUS	01.2018	390,269	373,075	398,927	383,439
170094	IOMC TOOLBOX FOR DECISION MAKING IN CHEMICALS MANAGEMENT-PHASE III: FROM DESIGN TO ACTION	08.2018	6,300	6,240	206,567	6,240
170096	CAPACITY DEVELOPMENT PROGRAMME: SUSTAINABLE ENERGY SOLUTIONS	08.2017	4,518	1,341	58,990	62,793
170102	UPDATING AND FINE-TUNING THE INDICATORS FOR UNIDO'S INTEGRATED RESULTS AND PERFORMANCE FRAMEWORK	08.2017	149,831	69,250	177,150	104,038
170114	SUPPORT FUND FOR THE IMPLEMENTATION OF GEF ENERGY PROJECTS	08.2017	40,849	31,402	86,121	43,546
170192	FORUM ON INDUSTRIAL DEVELOPMENT ISSUES, PROMOTION OF UNIDO'S MANDATE	09.2017	232,721	198,780	508,833	510,969
170196	UNIDO'S ENGAGEMENT WITH UN-WATER IN 2019 AND 2020	01.2018	11,947	12,758	35,889	12,758
170207	INTERNATIONAL WORKSHOP: TECHNICAL TEXTILES, ACCREDITATION OF TESTING LABORATORIES AND ECO-PRODUCTION IN THE LEATHER INDUSTRY	05.2018	62,148	58,758	62,063	58,758

Identification number and title	PAD issuance date	Current year budget	Current year expenditure	Total budget	Total expenditure
170216 TECHNICAL GUIDELINES FOR THE DEVELOPMENT OF INTERNATIONAL STANDARDS FOR SMALL HYDROPOWER PLANTS	11.2017	302,422	214,199	459,779	214,199
170219 SUPPORT AND OPERATION OF THE CLEAN ENERGY MINISTERIAL'S ENERGY MANAGEMENT WORKING GROUP	11.2017	227,025	212,542	271,141	212,542
170234 ESTABLISHING UNIDO GUIDING FRAMEWORK FOR INDUSTRIAL PARKS	02.2018	672,000	379,835	672,000	379,835
170236 VIENNA ENERGY FORUM 2018 – SPECIAL SESSION	02.2018	397,870	394,617	455,449	394,617
170247 JPO IN KENYA	12.2017	367,836	96,819	411,454	118,628
170276 DISSEMINATION OF THE INDUSTRIAL DEVELOPMENT REPORT 2018	03.2018	88,411	84,277	88,276	84,277
180009 ASSESSMENT OF INCREMENTAL CAPITAL AND OPERATING COSTS FOR IMPROVED ENERGY EFFICIENCY IN DOMESTIC, COMMERCIAL AND RETAIL REFRIGERATION	06.2018	280,000	274,236	280,000	274,236
180013 SEVENTH MEETING OF THE INTER-AGENCY AND EXPERT GROUP ON SDG INDICATORS	03.2018	23,895	21,127	23,750	21,127
180018 JPO POSITION: SUSUMU TAKAHASHI	06.2018	136,122	77,839	136,122	77,839
180022 EXPERT GROUP MEETING ON GLOBAL RECYCLING	06.2018	45,118	42,851	82,135	42,851
180025 GLOBAL PROGRAMME FOR MARKET ACCESS THROUGH QUALITY AND COMPLIANCE	07.2018	74,337	58,215	172,483	58,215
180046 BRUSSELS ENHANCED WORK PROGRAMME IV	04.2018	109,224	107,047	174,713	107,047
180047 ORGANIZATION OF AN INTERNATIONAL EXPERT GROUP EVENT ON KNOWLEDGE AND TECHNOLOGY TRANSFER ENHANCING SUSTAINABLE MANAGEMENT OF MERCURY WASTE	07.2018	20,026	18,597	19,990	18,597
180049 DEVELOPING A UNIDO STRATEGIC FRAMEWORK FOR MIDDLE-INCOME COUNTRIES	05.2018	35,842	29,973	35,628	29,973
180051 EVALUATION WORK PROGRAMME 2018	03.2018	277,180	215,465	274,626	215,465
180054 INTERNATIONAL CONFERENCE ON ENSURING INDUSTRIAL SAFETY: THE ROLE OF GOVERNMENTS, REGULATIONS, STANDARDS AND NEW TECHNOLOGIES	06.2018	60,000	26,562	270,000	26,562
180076 COUNTRIES ENGAGEMENT STRATEGY IMPLEMENTATION 2018	04.2018	311,231	229,374	307,852	229,374
180081 PREPARATORY PHASE FOR THE PROJECT ENTITLED "ENERGY EFFICIENT LIGHTING AND APPLIANCES IN SOUTHERN AND EASTERN AFRICA"	08.2018	192,607	185,462	484,739	185,462
180089 JUNIOR PROFESSIONAL OFFICER IN REGIONAL DIVISION OF ASIA-PACIFIC	08.2018	125,888	53,406	125,888	53,406
180094 JUNIOR PROFESSIONAL OFFICER (GERMANY)	05.2018	102,667	56,087	100,680	56,087
180104 FOSTERING ECO-INNOVATIVE TOWNS TO BALANCE URBAN-RURAL DEVELOPMENT IN DEVELOPING COUNTRIES	11.2018	2,389	2,268	22,844	2,268
180106 JUNIOR PROFESSIONAL OFFICER IN TRADE, INVESTMENT AND INNOVATION DEPARTMENT	07.2018	125,888	57,593	125,888	57,593
180113 PRODUCTION OF INDUSTRIAL DEVELOPMENT REPORT 2020	05.2018	84,987	81,317	298,304	81,317
180120 IMPLEMENTING THE GLOBAL MANUFACTURING AND INDUSTRIALISATION SUMMIT INITIATIVE	07.2018	63,321	60,934	284,022	60,934
180134 FACILITATING THE EXPANSION OF THE INTERNATIONAL INDUSTRIAL BIOTECHNOLOGY NETWORK (IIBN) TOWARDS A SUSTAINABLE BIO-ECONOMY IN DEVELOPING COUNTRIES	09.2018	35,842	11,304	34,770	11,304
180136 UNIDO STRATEGY TO SUPPORT EMPLOYMENT OF YOUNG WOMEN AND MEN	08.2018	30,751	29,701	58,447	29,701
180143 GREEN INDUSTRY CONFERENCE 2018	08.2018	119,474	95,951	118,589	95,951

Identification number and title	PAD issuance date	Current year budget	Current year expenditure	Total budget	Total expenditure
180145 ENHANCED WORK PROGRAMME GENEVA 2018–2019	10.2018	47,431	5,070	76,646	5,070
180181 HIGH-LEVEL CONFERENCE ON “REGIONAL COOPERATION TO ACCELERATE SUSTAINABLE ENERGY INNOVATION AND ENTREPRENEURSHIP IN DEVELOPING COUNTRIES” VIENNA, 3 OCTOBER 2018	09.2018	52,865	50,245	52,822	50,245
180182 SUPPORT TO UNIDO’S ROLE IN THE IMPLEMENTATION OF IDDA III	09.2018	145,699	15,040	1,029,181	15,040
180214 ADVANCED SESSION OF THE SEVENTH INCLUSIVE AND SUSTAINABLE INDUSTRIAL DEVELOPMENT FORUM	10.2018	64,327	31,013	64,327	31,013
180223 AFRICA INDUSTRIALIZATION DAY 2018–2019	10.2018	119,474	85,768	118,150	85,768
180231 IMPROVED KNOWLEDGE MANAGEMENT ON SDG 9 AND INCLUSIVE AND SUSTAINABLE INDUSTRIAL DEVELOPMENT	10.2018	12,618	12,216	134,569	12,216
180305 ACCELERATED AFRICA + CONFERENCE 2018 – A CONFERENCE INTEGRATED INTO THE EU-AFRICA HIGH-LEVEL FORUM	12.2018	75,680	63,813	75,294	63,813
INTERREGIONAL					
102173 UNIDO-HP COOPERATION FOR ENTREPRENEURSHIP AND IT CAPACITY BUILDING IN AFRICA, ASIA, LATIN AMERICA AND THE MIDDLE EAST	10.2011	(25,528)	(25,528)	933,052	933,052
103136 STRENGTHENING OF THE INTERNATIONAL SOLAR ENERGY CENTRE FOR TECHNOLOGY PROMOTION AND TRANSFER (ISEC), SECOND PHASE	12.2009	(12,777)	(6,914)	485,525	491,389
104058 TRANSFER OF ENVIROMENATAL SOUND TECHNOLOGY IN THE SOUTH MEDITERRANEAN REGION	11.2008	(104)	(104)	1,774,679	1,783,491
108048 PARTICIPATION OF HIGH-LEVEL DIGNITARIES IN VARIOUS EVENTS	10.2011	(3,981)	(3,646)	48,285	42,671
120020 PARTNERSHIP BETWEEN RUSSIA AND BRAZIL IN TECHNOLOGY AND INNOVATION FOR DEVELOPMENT OF SMES	10.2012	(305)	(305)	694,042	694,042
120315 PROMOTE THE DEVELOPMENT AND COOPERATION OF SMES BETWEEN CHINA AND OTHER BRICS COUNTRIES THROUGH E-COMMERCE DEVELOPMENT	07.2016	348,656	198,966	691,122	541,432
120381 REGIONAL DEMONSTRATION PROJECT FOR COORDINATED MANAGEMENT OF ODS AND POPS DISPOSAL	03.2014	(7,040)	(7,040)	267,178	267,178
130113 ACHIEVING GOOD GOVERNANCE AND SUSTAINABILITY THROUGH QUALITY POLICY FORMULATION IN THE ECO REGION	03.2014	0	(79)	236,925	221,711
130157 2013 LEAST DEVELOPED COUNTRIES MINISTERIAL CONFERENCE	08.2013	(18)	(18)	652,468	670,810
130163 SWITCH MED, DEMONSTRATION AND NETWORKING COMPONENTS	02.2014	3,916,468	3,890,691	21,110,496	18,602,470
140026 PROMOTING WOMEN EMPOWERMENT FOR INCLUSIVE AND SUSTAINABLE INDUSTRIAL DEVELOPMENT IN THE MENA REGION	02.2015	61,923	70,478	1,436,071	1,398,095
140048 FOSTERING INCLUSIVE AND SUSTAINABLE INDUSTRIAL DEVELOPMENT (ISID) IN THE NEW SILK ROAD ECONOMIC BELT: LEVERAGING POTENTIALS OF INDUSTRIAL PARKS, ZONES AND CITIES IN AZERBAIJAN, TAJIKISTAN, TURKMENISTAN AND UZBEKISTAN	11.2015	125,358	124,268	442,478	441,387
150095 SCALE UP SMALL HYDROPOWER DEVELOPMENT IN SELECTED COUNTRIES TO CONTRIBUTE TO INCLUSIVE AND SUSTAINABLE INDUSTRIAL DEVELOPMENT (ISID)	03.2016	77,085	247	707,965	631,127
150165 LDC MINISTERIAL CONFERENCE 2015: “OPERATIONALIZING ISID FOR LDCS: THE PATH TO GRADUATION AND BEYOND”	09.2015	(0)	(468)	591,453	539,683

Identification number and title	PAD issuance date	Current year budget	Current year expenditure	Total budget	Total expenditure
150251 PUBLIC-PRIVATE PARTNERSHIPS FOR SUSTAINABLE CITIES IN THE MEDITERRANEAN	07.2015	0	400	21,477	21,323
150351 REGIONAL CENTRE OF EXCELLENCE FOR DEMONSTRATION AND TRAINING OF LOW-GLOBAL WARMING POTENTIAL OZONE-SAFE ALTERNATIVE TECHNOLOGIES IN THE EUROPE AND CENTRAL ASIA REGION (ECA)	09.2017	353,911	353,911	641,600	436,047
150423 UNIDO CONTRIBUTION TO THE TICAD VI CONFERENCE	01.2016	0	(5,089)	168,930	140,637
160087 ENTREPRENEURSHIP FOR SOCIAL CHANGE	04.2017	246,805	243,269	523,245	399,164
160091 UNIDO SIDE EVENT AT THE ST. PETERSBURG INTERNATIONAL ECONOMIC FORUM 2016: STRENGTHENING INTERNATIONAL SMES ALLIANCES BETWEEN THE RUSSIAN FEDERATION AND LATIN AMERICA AND THE CARIBBEAN	06.2016	1,994	1,994	474,693	474,693
170049 SUPPORTING BUSINESS-FRIENDLY AND INCLUSIVE NATIONAL AND REGIONAL POLICIES, AND STRENGTHENING PRODUCTIVE CAPABILITIES AND VALUE CHAINS	04.2017	7,657	7,736	2,297,475	23,633
170064 UNIDO SIDE EVENT AT THE ST. PETERSBURG INTERNATIONAL ECONOMIC FORUM 2017: WOMEN ENTREPRENEURSHIP – CHALLENGES AND SOLUTIONS IN EUROPE AND THE ARAB REGION	05.2017	22,527	22,527	85,256	85,256
170090 CAPACITY DEVELOPMENT PROGRAMME FOR POLICYMAKERS ON ENVIRONMENTALLY SUSTAINABLE INDUSTRIAL DEVELOPMENT	01.2018	57,348	53,780	114,633	53,780
170119 SEVENTH LDC MINISTERIAL CONFERENCE – BUILDING GLOBAL PARTNERSHIPS: ENHANCING GROWTH AND INCLUSIVENESS IN LDCS	09.2017	154,851	138,830	593,733	631,846
170136 PROMOTING WOMEN’S EMPOWERMENT (PWE) FOR INCLUSIVE AND SUSTAINABLE INDUSTRIAL DEVELOPMENT IN THE MENA REGION (PHASE II)	11.2017	59,737	60,595	1,069,960	60,595
180011 UNIDO AS A PLATFORM TO PROMOTE WOMEN ECONOMIC EMPOWERMENT AND ENTREPRENEURSHIP	03.2018	176,139	176,139	225,601	176,139
180055 CARBON NEUTRAL INFRASTRUCTURE FRAMEWORK AND IMPLEMENTATION GUIDELINES ALONG THE BELT AND ROAD INITIATIVE	05.2018	23,895	15,756	23,551	15,756